

# Quick4<sup>®</sup> Equalizer 36

## Chambers

The Quick4 Equalizer 36 Chamber fits in a 24" wide trench and is ideal for curved or straight systems. It features the patent-pending Contour Swivel Connection™ which permits turns up to 10°, right or left. The MultiPort™ endcap allows multiple piping options and eliminates pipe fittings. The chamber's four-foot length provides optimal installation flexibility.



Quick4 Equalizer 36 with MultiPort EndCap



### Quick4 Equalizer 36 Chamber Specifications

<b>Size</b>	22"W x 53"L x 12"H (559 mm x 1346 mm x 305 mm)
<b>Effective Length</b>	48" (1219 mm)
<b>Louver Height</b>	10" (254 mm)
<b>Storage Capacity</b>	32 gal (121 L)
<b>Invert Height</b>	6" (152 mm)

### Benefits


- Advanced contouring connections swivel up to 10°, right or left
- Latching mechanism allows for quick installation
- Compact nesting provides more trench length in an equivalent stack height
- Four-foot chambers are easy to handle and install
- The Quick4 Equalizer 36 Chamber supports wheel loads of 16,000 lbs/axle with only 12" of cover
- Certified by the International Association of Plumbing and Mechanical Officials (IAPMO)

### MultiPort Endcap Benefits:

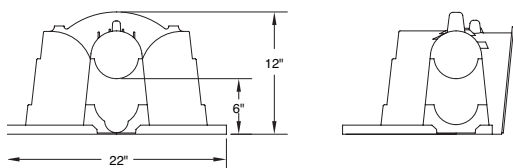
- Six molded-in inlets/outlets allow for piping flexibility
- Fits on either end of the Quick4 Equalizer 36 Chamber

Contact Infiltrator's Technical Services Department for assistance at 1-800-221-4436 or [info@infiltratorwater.com](mailto:info@infiltratorwater.com)

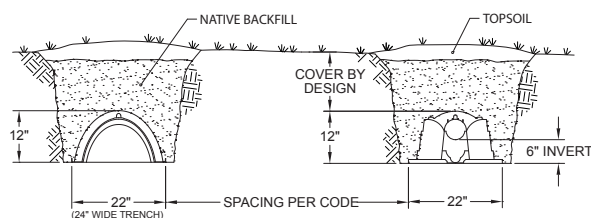
### Quick4 Equalizer 36



### MultiPort EndCap



### Typical Trench View



Scan QR Code for Installation Instructions