

Quick4[®] Equalizer 24

Chambers

The Quick4 Equalizer 24 Chamber fits in a 18" wide trench and is ideal for curved or straight systems. It features the patent-pending Contour Swivel Connection™ which permits turns up to 10°, right or left. The MultiPort™ endcap allows multiple piping options and eliminates pipe fittings. The chamber's four-foot length provides optimal installation flexibility.



Quick4 Equalizer 24
MultiPort EndCap



Benefits

- Advanced contouring connections swivel up to 10°, right or left
- Reinforced ribs provide increased structural capability and durability
- Compact nesting provides more trench length in an equivalent stack height
- Four-foot chambers are easy to handle and install
- The Quick4 Equalizer 24 Chamber supports wheel loads of 16,000 lbs/axle with only 12" of cover

MultiPort Endcap Benefits:

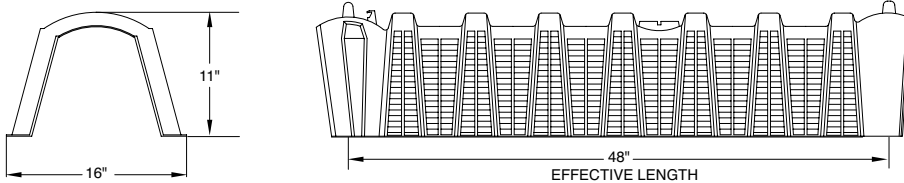
- Tear-out seals on inlet ports provide a tight fit to the pipe
- Six molded-in inlets/outlets allow for maximum piping flexibility
- Fits on either end of the Quick4 Equalizer 24 Chamber

Quick4 Equalizer 24 Chamber Specifications

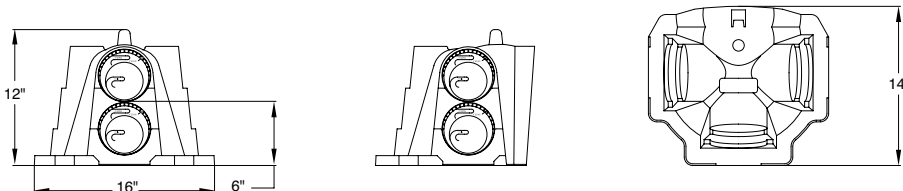
Size	16"W x 53"L x 11"H (406 mm x 1346 mm x 279 mm)
Effective Length	48" (1219 mm)
Louwer Height	9.10" (231 mm)
Storage Capacity	21 gal (79 L)
Invert Height	6" (152 mm)

Contact Infiltrator's Technical Services
Department for assistance at 1-800-221-4436
or info@infiltratorwater.com

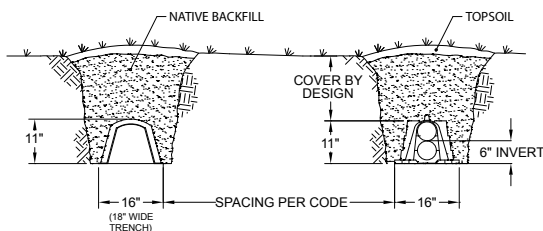
Quick4 Equalizer 24 Chamber



Multiport Endcap



Typical Trench View



Scan QR Code
for Installation
Instructions