

# Product Catalog

**AGRICULTURE**



Our reason is water.®

## Why water management?

I recently stood on the back of a customer's pickup, looking at his corn—something I admittedly do a lot of in this business. He pointed to a small section of his field that he tilled the previous year; until now, he'd never been able to plant there. He smiled and said, **“Sure, planting a few more acres won't make or break my year, but planting more acres in this field for the rest of my life will impact my entire family.”** From that moment on, he's utilized water management systems across his operation on even his best-performing land.

That farmer's simple but powerful statement reaffirmed my staunch belief that water management is the greatest long-term investment farmers can make for their operations. Not only does drainage improve crop yields, but creating the ability to control and move water to the right place at the right time makes our soil systems better for generations to come. Proper drainage improves soil health by increasing ground temperatures, allowing microbes to flourish and earthworms to proliferate—enhancing the plant's root structure. New studies also demonstrate that drainage can reduce nutrient runoff and annual nitrogen loads each year.

As we introduce more automated water management systems, we are taking complete control of the water management process and giving farmers sustainable solutions that will benefit their families far into the future.

There is no better time to be in this business. On behalf of everyone at ADS, we are proud to do our part to keep families farming and your business flowing.



**Darla Bourgeois Huff**  
DIRECTOR OF AGRICULTURE

## Watch our brand video.

Nothing about this industry is sunshine and rainbows, but when the payoff benefits the lives of our customers, it's job satisfaction few will ever know. Watch our video featuring the trials and tribulations of agriculture, and why through every challenge, it's always worth the work.



SCAN HERE

# Table of Contents

**3** **ADS Overview**

**4** **Safety**

**5** **Sustainability**

**7** **Benefits of Water Management**



**9** **Single Wall Pipe**

**11** Pipe Information Tables

**13** Specifications

**15** Single Wall Pipe

**17** **Dual Wall Pipe**

**19** N-12® Flex

**21** High Performance Polypropylene Pipe

**22** N-12 Dual Wall Stick Pipe

**23** **Fittings**

**25** 4" Universal Tap Tee

**27** Inserta Tee®

**29** Single Wall Fittings

**31** Dual Wall Fittings

**33** Dual Wall Fabricated Fittings

**37** Dual Wall Fittings With Gaskets

**38** Soil-Tight Fittings Without Gaskets/Cleated

**39** **Ancillary Products**

**41** Ancillary Products

**42** Flared, Metal, Foundation

**43** Water Control Structure

**45** **Surface Inlets**

**47** Surface Inlets

**49** HP Agricultural Lift Station


**51** **Geotextiles**

**51** Geotextiles

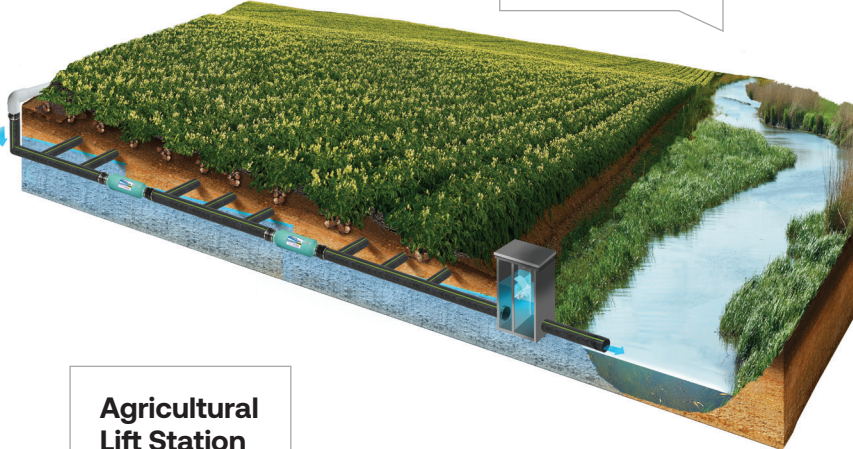
# The leader in water management solutions, sustainability and safety.

We keep businesses flowing, families farming and job sites safe. ADS Agriculture offers total water management solutions to fit any drainage need in any region of the country. From tile and fittings to lift stations and water control structures, we have the solutions farmers need to improve yields, increase farmable acres and invest in the future of their operations.


Water Control Structure



Subsurface Irrigation



Agricultural Lift Station



# Safety starts here.

Safety isn't a perk. It's mandatory. In our quest to create safer job sites, we designed the revolutionary new ADS automated trailer. With zero-touch technology, drivers no longer need to interact manually with the product, resulting in fewer injuries and less product damage.



# Leading the way in plastic recycling.

Here at ADS, we're committed to maximizing the use of recycled plastics in many of our agriculture products. Our company strives to help farmers with their bottom line by creating sustainable solutions that exceed multiple pipe performance standards. As a leader in recycling, we will continue to push the limits of what's possible, converting single-use plastics into durable goods that last in your fields for generations to come.



**Sustainability  
in Action**



**770 MILLION  
POUNDS**  
of GHG emissions avoided



GHG emissions avoided  
amounts to taking  
**74,000 CARS  
OFF THE ROAD**

# All ADS pipe is created equal. Let's dig into the data.

The truth is ADS recycled plastic performs the same as virgin plastic, while benefitting the environment. It's a win-win for everyone. Invest in the future of water management, reach for higher yields and lower your environmental impact.

## STILL DOUBTING THE STRENGTH OF RECYCLED PLASTIC?

See how ADS recycled pipe is built to stand the test of time.



SCAN for the full Fiscal Year Sustainability Report.

### FLEXURAL MODULUS (PSI)

**+261%**  
More than minimum requirement

ADS Recycled Actual

> 40,000

### TENSILE STRENGTH (PSI)

**+32%**  
More than minimum requirement

ADS Recycled Actual

> 3,000

### PIPE STIFFNESS (PSI)

**+39%**  
More than minimum requirement

ADS Recycled Actual

≥ 30 PII

5% STIFFNESS



It takes **59% LESS** water to produce recycled pipe than virgin



Recycled resin uses **88% LESS** total energy than virgin



**CONSUMED 28%** of the recycled HDPE bottles in the US in 2021

Source: <https://plasticsrecycling.org/images/apr/2018-APR-Recycled-Resin-Report.pdf>

# Need a reason to believe in the benefits of water management?

## How about 10?

Every dollar invested in drainage improvement creates a bigger payback for you. Lower your water table below the root zone of your crop to avoid saturated soils and increase your yield year over year.





# Let's talk numbers.

---

1

## **HIGHER YIELDS**

Proper subsurface field drainage improves crop yields by 30% on average.

2

## **LOWER BREAK-EVEN PRICE**

Tiled land yields more bushels per acre and lowers the break-even price.

3

## **HIGH RETURN ON INVESTMENT**

Tiling has one of the highest returns on your investment—more than large items like equipment and building improvements.

4

## **HIGHER LAND VALUE**

Tiling adds value to the land, making subsurface drainage an excellent investment.

5

## **LONGER GROWING SEASONS**

Accelerated drying allows for earlier planting in an environment where plants can thrive.

6

## **HEALTHIER ROOTS**

Tiling lowers the water table, so root systems seek deeper moisture and grow better, even in drought years.

7

## **REDUCES EROSION**

Subsurface drainage enables the soil to hold more moisture, reducing runoff and soil erosion.

8

## **REDUCES SOIL COMPACTION**

Tiling reduces standing water and the compaction it causes, so roots can easily penetrate the soil for better overall plant health.

9

## **SUPERIOR SOIL STRUCTURE**

Tiled land creates porous soil with more air and water reaching plants' roots, crucial for healthy growth.

10

## **IMPROVED WEED CONTROL**

Subsurface drainage creates healthier plants that can better resist weeds and diseases.

# Single Wall Pipe

More goes into planning a drainage project than just calculating the slope and square footage. Each region has different weather patterns and soil types. ADS experts ensure each customer gets the best-performing pipe for his or her specific needs. With multiple variations of our single wall pipe, we have what you need for any soil type.

Reduce soil infiltration and create a water management system tailored to you with our single wall pipe.

SCAN for the digital  
product catalog.





**100-300 mm (4"-12") PRODUCT COIL LENGTH PER WRAP SINGLE WALL PIPE\***

PIPE DIAMETER mm (in.) - ROLL FOOTAGE m (ft)	1ST WRAP m (ft)	2ND WRAP m (ft)	3RD WRAP m (ft)	4TH WRAP m (ft)	5TH WRAP m (ft)	6TH WRAP m (ft)
100 (4) - 975 (3,200)	40 (131)	45 (147)	68 (222)	72 (236)	91 (297)	102 (334)
Total footage		85 (278)	153 (500)	225 (736)	316 (1,033)	418 (1,267)
125 (5) - 609 (2,000)	38 (125)	47 (155)	61 (200)	70 (228)	83 (274)	93 (304)
Total footage		85 (280)	146 (480)	216 (708)	299 (982)	392 (1,286)
150 (6) - 457 (1,500)	27 (88)	37 (121)	56 (183)	66 (218)	74 (245)	87 (285)
Total footage		64 (209)	120 (392)	186 (610)	260 (855)	347 (1,140)
200 (8) - 219 (720)	22 (72)	33 (110)	45 (148)	53 (175)	65 (215)	
Total footage		55 (182)	90 (330)	143 (505)	219 (720)	
250 (10) - 158 (520)	23 (77)	31 (101)	44 (144)	60 (198)		
Total footage		54 (178)	98 (322)	158 (520)		
300 (12) - 100 (330)	18 (60)	35 (115)	47 (155)			
Total footage		53 (175)	100 (330)			

**6.1-91.4 m (20'-300') DRAINAGE PIPE REQUIREMENTS PER ACRE (LATERALS)\*\***

SPACING (BETWEEN PIPE)	PIPE PER ACRE (ESTIMATED)
6.1 m (20')	671 m (2,200')
9.1 m (30')	442 m (1,450')
12.2 m (40')	335 m (1,100')
15.2 m (50')	274 m (900')
18.3 m (60')	221 m (725')
21.3 m (70')	194 m (638')
24.4 m (80')	168 m (550')
27.4 m (90')	152 m (500')
30.5 m (100')	137 m (450')
45.7 m (150')	103 m (338')
61 m (200')	69 m (225')
76.2 m (250')	57 m (188')
91.4 m (300')	46 m (150')

**200-375 mm (8"-15") DUAL WALL FLEX PIPE\*\*\***

DIAMETER	STANDARD LENGTHS
200 mm (8")	280 m (920') Solid
	280 m (920') Perf
	280 m (920') Fine Slot
250 mm (10")	168 m (550') Solid
	168 m (550') Fine Slot
300 mm (12")	110 m (360') Solid
	110 m (360') Perf
	110 m (360') Fine Slot
375 mm (15")	50 m (165') Solid
	50 m (165') Perf
	50 m (165') Fine Slot

\*These numbers are estimates.

7TH WRAP m (ft)	8TH WRAP m (ft)	9TH WRAP m (ft)	10TH WRAP m (ft)	11TH WRAP m (ft)	12TH WRAP m (ft)	13TH WRAP m (ft)	TOTAL m (ft)
119 (393)	132 (434)	144 (473)	162 (533)				975 (3,200)
537 (1,760)	669 (2,194)	813 (2,667)	975 (3,200)				
104 (342)	113 (372)						609 (2,000)
496 (1,628)	609 (2,000)						
110 (360)							457 (1,500)
457 (1,500)							
							219 (720)
							158 (520)
							100 (330)

### 200-375 mm (8"-15") COIL FOOTAGE PER WRAP FLEXIBLE DUAL WALL PIPE\*\*\*

PIPE DIAMETER mm (in.) - ROLL FOOTAGE m (ft.)	1ST WRAP m (ft)	2ND WRAP m (ft)	3RD WRAP m (ft)	4TH WRAP m (ft)	5TH WRAP m (ft)	6TH WRAP m (ft)	TOTAL m (ft)
200 (8) - 280 (920)	24 (78)	34 (112)	45 (147)	55 (181)	65 (215)	57 (187)	280 (920)
Total footage		58 (190)	103 (337)	158 (518)	223 (733)	280 (920)	
250 (10) - 168 (550)	22 (73)	34 (110)	45 (148)	57 (186)	10 (33)		168 (550)
Total footage		56 (183)	101 (331)	158 (517)	168 (550)		
300 (12) - 110 (360)	19 (64)	30 (97)	40 (130)	21 (69)			110 (360)
Total footage		49 (161)	89 (291)	110 (360)			
375 (15) - 50 (165)	17 (55)	26 (87)	7 (23)				50 (165)
Total footage		43 (142)	50 (165)				

### 300-1500 mm (12"-60") DUAL WALL PIPE TRUCK LOAD CHART\*\*\*\* MAXIMUM LINEAR FOOT PER LOAD

PIPE DIAMETER	10' (3.0 M) PIPE LENGTH	20' (6.1 M) PIPE LENGTH	PIPE DIAMETER	10' (3.0 M) PIPE LENGTH	20' (6.1 M) PIPE LENGTH
300 mm (12")	786 m (2,580')	731 m (2,400')	900 mm (36")	73 m (240')	73 m (240')
375 mm (15")	518 m (1,700')	487 m (1,600')	1050 mm (42")	61 m (200')	61 m (200')
450 mm (18")	366 m (1,200')	341 m (1,120')	1200 mm (48")	36 m (120')	36 m (120')
600 mm (24")	192 m (630')	182 m (600')	1500 mm (60")	24 m (80')	24 m (80')
750 mm (30")	110 m (360')	110 m (360')			

\*\* Single wall pipe, additional detail on page 15. \*\*\*N-12 FLEX pipe, additional detail on page 19. \*\*\*\*N-12 Dual Wall stick pipe, additional detail on page 22.

## COMMON ASTM STANDARDS

PIPE PRODUCT	SPECIFICATIONS
Single Wall Pipe Standards	BNQ 3624-115
	ASTM F667
	ASTM F477
	ASTM D2321
Dual Wall Pipe Standards	ASTM F2306
	ASTM D2321
	ASTM F477
	ASTM D3212
	ASTM F2648
Fittings Standards	ASTM F2306
	ASTM D2321
	ASTM F477
Polypropylene (PP) Pipe Standards	ASTM F2881
	ASTM F2764*
	ASTM D3212
Geotextiles	ASTM D1117
	ASTM D4355
	ASTM D4491
	ASTM D4533
	ASTM D4595
	ASTM D4632
	ASTM D4751
	ASTM D4833
	ASTM D5199
	ASTM D5261
	ASTM D6241
	ASTM D6475
	ASTM D6525
	ASTM D6567
	ASTM D6637
ASTM D6818	

DESCRIPTIONS
Polyethylene (PE) Pipe for Soil and Foundation Drainage
Standard Specifications for 3" to 24" (75 to 600 mm) Corrugated Polyethylene Pipe (PE) and Fittings for Non-Pressure Conveyance of Drainage Water
Elastomeric Seals (Gaskets) for Joining Plastic Pipe Standard Specification
Thermoplastic Pipe Underground Installation for Gravity-Flow Applications
12" to 60" (300 to 1500 mm) Annular Corrugated Profile-Wall Polyethylene Pipe and Fittings for Gravity-Flow Storm Sewer and Subsurface Drainage Applications
Thermoplastic Pipe Underground Installation for Gravity-Flow Applications
Elastomeric Seals (Gaskets) for Joining Plastic Pipe Standard Specification
Joints for Drain and Sewer Plastic Pipes Using Flexible Elastomeric Seals (lab test)
Standard Specification for 2" to 60" (50 to 1500 mm) Annular Corrugated Profile Wall Polyethylene (PE) Pipe and Fittings for Land Drainage Applications
12" to 60" (300 to 1500 mm) Annular Corrugated Profile-Wall Polyethylene Pipe and Fittings for Gravity-Flow Storm Sewer and Subsurface Drainage Applications
Thermoplastic Pipe Underground Installation for Gravity-Flow Applications
Elastomeric Seals (Gaskets) for Joining Plastic Pipe Standard Specification
Material Spec for 12" to 60" (300 to 1500 mm) Dual Wall Polypropylene (PP) Pipe with Variable Pipe Stiffness for Non-Pressure Storm Sewer System Applications
6" to 60" (750 to 1500 mm) Polypropylene (PP) Dual Wall and Triple Wall Pipe and Fittings for Non-Pressure Sanitary Sewer Applications*
Joints for Drain and Sewer Plastic Pipes Using Flexible Elastomeric Seals (lab test)
Standard Guide for Evaluating Nonwoven Fabrics
Standard Test Method for Deterioration of Geotextiles by Exposure to Light, Moisture and Heat
Standard Test Method for Water Permeability of Geotextiles
Standard Test Method for Trapezoid Tearing Strength of Geotextiles
Standard Test Method for Tensile Properties of Geotextiles by the Wide-Width Strip Method
Standard Test Method for Grab Breaking Load and Elongation of Geotextiles
Standard Test Method for Determining Apparent Opening Size of a Geotextile
Standard Test Method for Index Puncture Resistance of Geomembranes
Standard Test Method for Measuring the Nominal Thickness of Geosynthetics
Standard Test Method for Measuring Mass per Unit Area of Geotextiles
Standard Test Method for Static Puncture Strength of Geotextiles
Standard Test Method for Measuring Mass per Unit Area of Erosion Control Blankets
Standard Test Method for Measuring Nominal Thickness of Rolled Erosion Control Products
Standard Test Method for Measuring the Light Penetration of a Turf Reinforcement Mat
Standard Test Method for Determining Tensile Properties of Geogrids
Standard Test Method for Ultimate Tensile Properties of Rolled Erosion Control Products

**100-375 mm (4"-15") SINGLE WALL · SOLID**

INSIDE DIAMETER	STANDARD LENGTHS	PRODUCT CODE
100 mm (4")	30.5 m (100') Solid	04800100
	76.2 m (250') Solid	04800250
	975.4 m (3,200') Solid	04803200
125 mm (5")	50.3 m (165') Solid	05800165
150 mm (6")	6.1 m (20') Solid	06800020
	30.5 m (100') Solid	06800100
	251.5 m (825') Solid	06800825
	457.2 m (1,500') Solid	06801500
	457.2 m (1,500') Co-Ex Solid	06071500
200 mm (8")	6.1 m (20') Solid	08800020AP
	99.1 m (325') Solid	0880325AP
	250 m (720') Solid	08800720AP
	250 m (720') Co-Ex Solid	08070720AP
	6.1 m (20') Solid	08810020AP
250 mm (10")	6.1 m (20') Solid	10800020AP
	158.5 m (520') Solid	10800520AP
300 mm (12")	6.1 m (20') Solid	12510020
	100.5 m (330') Solid	12510330
375 mm (15")	6.1 m (20') Solid	15510020
	50.3 m (165') Solid	15510165

**100-375 mm (4"-15") SINGLE WALL · PERFORATED**

INSIDE DIAMETER	STANDARD LENGTHS	PRODUCT CODE
100 mm (4")	30.5 m (100') Perf	04810100
	76.2 m (250') Perf	04810250
	975.4 m (3,200') Perf	04813200
	975.4 m (3,200') Co-Ex Perf	04083200
	30.5 m (100') Perf/Sock	04830100BS
	76.2 m (250') Perf/Sock	04830250BS
	975.4 m (3,200') Perf/Sock	048303200BS
125 mm (5")	50.3 m (165') Perf	05810165
	50.3 m (165') Perf/Sock	05830165BS
	609.6 m (2,000') Perf	05812000
	609.6 m (2,000') Perf/Sock	05832000BS
150 mm (6")	6.1 m (20') Perf	06810020
	30.5 m (100') Perf	06810100
	251.5 m (825') Perf	068100825
	457.2 m (1,500') Perf	06811500
	457.2 m (1,500') Co-Ex Perf	06081500
	30.5 m (100') Perf/Sock	06830100BS
	457.2 m (1,500') Perf/Sock	06831500BS
200 mm (8")	99.1 m (325') Perf	08810325AP
	250 m (720') Perf	08810720AP
	250 m (720') Co-Ex Perf	08080720AP
	6.1 m (20') Perf/Sock	08830020BSAP
	250 m (720') Perf/Sock	08830720BSAP
250 mm (10")	6.1 m (20') Perf	10810020AP
	158.5 m (520') Perf	10810520AP
	6.1 m (20') Perf/Sock	10830020AP
300 mm (12")	158.5 m (520') Perf/Sock	10830520AP
	6.1 m (20') Perf	12010020
375 mm (15")	30.5 m (100') Perf	12010330
	30.5 m (100') Perf/Sock	12730330
	6.1 m (20') Perf	15010020
	50.3 m (165') Perf	15010165



**100-375 mm (4"-15") SINGLE WALL · FINE SLOT**

INSIDE DIAMETER	STANDARD LENGTHS	PRODUCT CODE
100 mm (4")	30.5 m (100') Fine Slot	04090100
	975.4 m (3,200') Fine Slot	04093200
	975.4 m (3,200') Co-Ex Fine Slot	04083200FS
125 mm (5")	50.2 m (165') Fine Slot	05090165
	609.6 m (2,000') Fine Slot	05092000
150 mm (6")	30.5 m (100') Fine Slot	06090100
	251.5 m (825') Fine Slot	06090825
	457.2 (1,500') Co-Ex Fine Slot	06081500FS
	457.2 (1,500') Fine Slot	06091500
200 mm (8")	121.9 m (325') Fine Slot	08090325AP
	250 m (720') Fine Slot	08090720AP
	250 m (720') Co-Ex Fine Slot	08080720FSAP
250 mm (10")	158.5 (520') Fine Slot	10090520
300 mm (12")	100.6 (330') Fine Slot	12090330

**100-300 mm (4"-12") SINGLE WALL · AASHTO HIGHWAY**

INSIDE DIAMETER	STANDARD LENGTHS	PRODUCT CODE
100 mm (4")	76.2 m (250') Solid	04400250
	76.2 m (250') Perf	04410250
	76.2 m (250') Perf/Sock	04430250
	975.4 m (3,200') Perf/Sock	04433200
150 mm (6")	30.5 m (100') Solid	06400100
	457.2 m (1,500') Solid	06401500
	30.5 m (100')Perf	06410100
	457.2 m (1,500') Perf	06411500
	30.5 m (100') Perf/Sock	06430100
200 mm (8")	457.2 m (1,500') Perf/Sock	06431500
	6.1 m (20') Solid	08400020AP
	6.1 m (20') Perf	08410020AP
	6.1 m (20')Perf/Sock	08430020AP
250 mm (10")	6.1 m (20') Solid	10400020
	6.1 m (20') Perf	10410020
	6.1 m (20') Perf/Sock	10430020
300 mm (12")	6.1 m (20') Solid	12400020
	6.1 m (20') Perf	12410020
	6.1 m (20') Perf/Sock	12430020

**100-200 mm (4"-8") SINGLE WALL · CHANNEL MUCK**

INSIDE DIAMETER	STANDARD LENGTHS	PRODUCT CODE
100 mm (4")	30.5 m (100') 3-hole Perf	04060100
	76.2 m (250') 3-hole Perf	04060250
	975 m (3,200') 3-hole Perf	04063200
	975 m (3,200') 3-hole Perf/Sock	04773200OS
150 mm (6")	30.5 m (100') 3-hole Perf	6060100
	457 m (1,500') 3-hole Perf	6061500
200 mm (8")	250 m (720') 3-hole Perf/Sock	08770720OS

# Dual Wall Pipe

Dual wall pipe is our most durable agriculture solution. As the inventor of dual wall technology, we carry a long legacy of quality dual wall construction. We have the tools you need to keep business flowing with fewer joints, faster flow rates and increased durability.

SCAN for the digital  
product catalog.





## Dual Wall Pipe

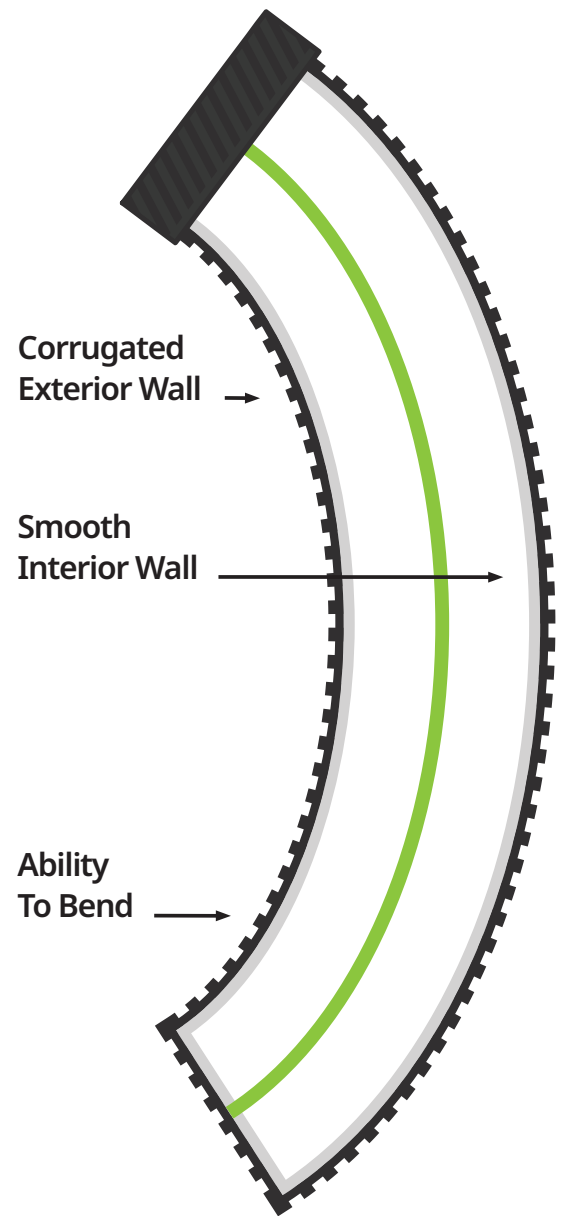
# N-12 Flex

N-12 Flex goes beyond industry-leading flow rates. It eliminates the need for open trenching, which vastly increases safety and installation speed. Boost your business' bottom line with our most versatile, go-to dual wall pipe. N-12 Flex has the flexibility contractors want and the flow rates that farmers need.

- The industry's best flow rates at 12% faster\* than the flexible dual wall pipe industry average
- Increases flow capacity, enabling more flow from a smaller diameter pipe
- Eliminates the need for open trenching, improving installation, safety and speed
- Reduces the amount of material, labor and equipment needed



SCAN the code for more information.



## 200-375 mm (8"-15") DUAL WALL FLEX PIPE

DIAMETER	STANDARD LENGTHS	PRODUCT CODE
200 mm (8")	280.4 m (920') Solid	08950920
	280.4 m (920') Perf	08910920
	280.4 m (920') Fine Slot	08890920
250 mm (10")	167.6 m (550') Solid	10950550
	167.6 m (550') Fine Slot	10890550
300 mm (12")	109.7 m (360') Solid	12950360
	109.7 m (360') Perf	12910360
	109.7 m (360') Fine Slot	12890360
375 mm (15")	50.3 m (165') Solid	15950165
	50.3 m (165') Perf	15910165
	50.3 m (165') Fine Slot	15890165



\*Based on internal testing of six known suppliers of flexible dual wall pipe.

**300-1500 mm (12"-60") HP STORM** *HP Storm Fittings are also available. Contact a sales rep for more information.*

DIAMETER	LENGTH	PRODUCT CODE
300 mm (12")	6.1 m (20')	12650020IBPL1
375 mm (15")	6.1 m (20')	15650020IBPL1
450 mm (18")	6.1 m (20')	18650020IBPL1
600 mm (24")	6.1 m (20')	24650020IBPL1
750 mm (30")	6.1 m (20')	30650020IBPL1
900 mm (36")	6.1 m (20')	36650020IBPL1
1050 mm (42")	6.1 m (20')	42650020IBPL1
1200 mm (48")	6.1 m (20')	48650020IBPL1
1500 mm (60")	6.1 m (20')	60650020IBPL1

**375-750 mm (15"-30") POTATO AERATION PIPE**

DIAMETER	LENGTH	PRODUCT CODE
375 mm (15") HP	6.1 m (20')	15870020PLSP
375 mm (15") HP	6.1 m (20')	18870010PLSP1
450 mm (18") HDPE	6.1 m (20')	18970020SP
600 mm (24") HP	6.1 m (20')	24870020PLSP
750 mm (30") HP	6.1 m (20')	30970020PLSP

## 100-1500 mm (4"-60") DUAL WALL

DIAMETER	LENGTHS	STYLE	N-12 PLAIN END	N-12 ST**	N-12 WT*
100 mm (4")	6.1 m (20')	solid	04150020DW	04150020IBDW	04650020IBDW
		perf	04110020DW	04110020IBDW	
		sock	04230020DW	04230020IBDW	
150 mm (6")	6.1 m (20')	solid	06150020DW	06150020IBDW	06650010IBDW
		perf	06110020D+W	06110020IBDW	
		sock	06230020DW	06230020IBDW	
200 mm (8")	6.1 m (20')	solid	08150020DW	08150020IBDW	08650020IBDW
		perf	08110020DW	08110020IBDW	
		sock	08230020DW	08230020IBDW	
250 mm (10")	6.1 m (20')	solid	10150020DW	10150020IBDW	10650020IBDW
		perf	10110020DW	10110020IBDW	
		sock	10230020DW	10230020IBDW	
300 mm (12")	3 m (10')	solid		12850010DW	
	6.1 m (20')	solid	12950020DW	12850020DW	12650020DW
		perf	12910020DW	12810020DW	
		sock	12930020DW	12830020DW	
375 mm (15")	3 m (10')	solid		15850010DW	
	6.1 m (20')	solid	15950020DW	15850020DW	15650020DW
		perf	15910020DW	15810020DW	
		sock	15930020DW	15830020DW	
450 mm (18")	3 m (10')	solid		18850010DW	
	6.1 m (20')	solid	18950020DW	18850020DW	18650020DW
		perf	18910020DW	18810020DW	
		sock	18930020DW	18830020DW	
600 mm (24")	3 m (10')	solid		24850010DW	
	6.1 m (20')	solid	24950020DW	24850020DW	24650020DW
		perf	24910020DW	24810020DW	
		sock	24930020DW	24830020DW	
750 mm (30")	6.1 m (20')	solid	30950020DW	30850020DW	30650020DW
		perf	30910020DW	30810020DW	
		sock	30930020DW	30830020DW	
900 mm (36")	6.1 m (20')	solid	36950020DW		36650020DW
		perf	36910020DW		
		sock			
1,050 mm (42")	6.1 m (20')	solid	42950020DW		42650020DW
		perf	42910020DW		
		sock			
1,200 mm (48")	6.1 m (20')	solid	48950020DW		48650020DW
		perf	48910020DW		
		sock			
1,500 mm (60")	6.1 m (20')	solid	60950020DW		60650020DW
		perf	60910020DW		
		sock			

\*N-12® pipe is also available in fine slot. Lead time is required for fine slot orders. \*\*Limited geographic availability

# Fittings

We're proud to offer the right fit for any job, no matter the size. Our fittings are built through molded construction and carefully designed to protect against leaks at the joint. And unlike many competitors, we offer fully customizable fabricated fittings. Send a sample to your sales rep and we will design it according to your needed specs.

SCAN for the digital product catalog.







## Fittings

# 100 mm (4") Universal Tap Tee

Our Universal Tap Tee connects 100 mm (4") single wall pipe to 150, 200, 250 and 300 mm (6", 8", 10" and 12") single and dual wall pipe. That's eight possible connections with just one product. You can install the Universal Tap Tee in seconds, creating a soil-tight connection to your main lines.

### FEATURES

- 100 mm (3<sup>-15</sup>/<sub>16</sub>" ) hole saw used on all diameters
- Protrusion matches the marketplace and our current product offering
- Advanced rib design prevents the product from rotating
- Stop ring ensures product is not pushed too far into the mainline on 150 and 200 mm (6" and 8") product

### BENEFITS

- Utilizes one fitting for all 150 mm (6") through 300 mm (12") single and dual wall products
- Installs in seconds, creating an easy soil-tight connection to main lines
- Reduces SKUs (from 6 to 1) to create efficiency
- Allows easier ordering and inventory process
- Endures wear and tear during pipe installation for rough handling conditions

SIZE mm (in.)	PRODUCT CODE
100 x 150/200/250/300 (4 x 6/8/10/12)	0480AA

SCAN the code for more information.




**1** Connection design allows for universal fit of multiple pipe types and wider range of diameters.

**2** Side wings with pull-out resistant lugs limits rocking and provides stable connection.

**3** Anti-rotation rib prevents over-insertion and maintains proper alignment for a secure fit.

**4** Multi-purpose stop rib allows for limited insertion depth on all eight potential connections with one product.

**5** Building on 30 years of ADS cleat innovation, our unique design allows for easy insertion with robust pull-out resistance.



## Fittings

# Inserta Tee

Save time and money with the Inserta Tee, one lateral solution that fits any type of pipe, with the same great performance you trust from ADS products. This easy-to-install connection consists of a PVC hub, rubber sleeve and stainless steel band.

### KEY BENEFITS OF INSERTA TEE

- 5-10x faster installation than traditional fabricated fittings
- Watertight and sturdy, allowing no soil infiltration; requires 45 kg (100 lbs) of pressure to get the fitting out once installed
- Versatile enough to be installed on all products (concrete, clay, plastic, etc.) and sizes; available in 100-600 mm (4"-24") diameters
- Takes up less space than fabricated fittings and comes in multi-fit options so you can eliminate SKUs



SCAN the code for more information.

## N-12 INTO N-12®/HP

DIAMETER	PRODUCT CODE
100 mm into 200 mm (4" into 8")	4N128N12
100 mm into 250 mm (4" into 10")	4N1210-12FIT
100 mm into 300 mm (4" into 12")	4N1210-12FIT
100 mm into 375-600 mm (4" into 15"-24")	4N1215+FIT
100 mm (4") Red saw (114 mm [4½"])	R412SAW
150 mm 250-300 mm (6" into 10"-12")	6N1210-12FIT
150 mm into 375-600 mm (6" into 15"-24")	6N1215+FIT
150 mm into 750 mm (6" into 30")	6N1215+FIT
6" Red saw (165 mm [6½"])	R612SAW
200 mm into 300-375 mm (8" into 12"-15")	8N1212-15FIT
200 mm into 450-1200 mm (8" into 18"-48")	8N1218+FIT
8" Red saw (222 mm [8¾"])	R834SAW
250 mm into 450 mm (10" into 18")	10N1218N12
250 mm into 600 mm (10" into 24")	10N1224N12
250 mm into 750 mm (10" into 30")	10N1230N12
10" Blue saw (276 mm [10⅞"])	BL1078SAW
300 mm into 600 mm (12" into 24")	12N1224N12
300 mm into 750 mm (12" into 30")	12N1230N12
300 mm into 900 mm (12" into 36")	12N1236N12
300 mm into 1050 mm (12" into 42")	12N1242N12
12" Blue saw (327 mm [12⅞"])	BL1278SAW
375 mm into 750 mm (15" into 30")	15N1230N12
375 mm into 750 mm (15" into 30" HP)	15N1230HP
15" Blue saw (402 mm [15 <sup>13</sup> / <sub>16</sub> "])	BL151316SAW
450 mm into 900 mm (18" into 36")	18N1236N12
450 mm into 1200 mm (18" into 48")	18N1248N12
18" Blue saw (487 mm [19 <sup>3</sup> / <sub>16</sub> "])	BL191316SAW
600 mm into 900 mm (24" into 36")	24N1236N12
600 mm into 1200 mm (24" into 48")	24N1248N12
24" Blue saw (643 mm [25 <sup>5</sup> / <sub>16</sub> "])	BL25516SAW

**INTERNAL COUPLERS**

DIAMETER	PRODUCT CODE
75 mm (3")	0315AA
100 mm (4")	0417AA
125 mm (5")	0517AA
150 mm (6")	0615AA
200 mm (8")	0815AA
250 mm (10")	1015AA

**EXTERNAL SNAP COUPLERS**

DIAMETER	PRODUCT CODE
75 mm (3")	0312AA
100 mm (4")	0412AA
125 mm (5")	0512AA
150 mm (6")	0612AA
200 mm (8")	0812AA
250 mm (10")	1012AA

**SPLIT COUPLERS**

DIAMETER	PRODUCT CODE
75 mm (3")	0311AA
100 mm (4")	0411AA
125 mm (5")	0511AA
150 mm (6")	0611AA
200 mm (8")	0811AA
250 mm (10")	1011AAZ

**REDUCING TEES**

SIZE	PRODUCT CODE
(Main x Stub)	
125 x 100 mm (5" x 4")	0524AA

**REDUCERS**

SIZE	PRODUCT CODE
(Main x Stub)	
100 x 75 mm (4" x 3")	0314AA
125 x 100 mm (5" x 4")	0514AA
150 x 100 mm (6" x 4")	0614AA
150 x 125 mm (6" x 5")	0516AA
200 x 150 mm (8" x 6")	0816AA
250 x 200 mm (10" x 8")	1018AA
300 x 250 mm (12" x 10")	1210AA
375 x 300 mm (15" x 10")	1510AA

**SNAP TEES**

SIZE	PRODUCT CODE
75 mm (3")	0321AA
125 mm (5")	0421AA
125 mm (5")	0525AA
150 mm (6")	0626AA

**EXTERNAL TAP TEES**

SIZE	PRODUCT CODE
75 x 150/200 mm (3" x 6"/8")	0350AA
100 x 150/200 mm (4" x 6"/8")	0450AA
100 x 250/300 mm (4" x 10"/12")	0410AA
125 x 250/300 mm (5" x 10"/12")	0550AA
150 x 375/450/600 mm (6" x 15"/18"/24")	0650AA

**INTERNAL TAP TEES**

SIZE	PRODUCT CODE
100 x 250/300 mm (4" x 10"/12")	0410AA
100 x 150/200 mm (4" x 6"/8")	0450AA
100 x 150/200/250/300 mm (4" x 6"/8"/10"/12")	0480AA
100 mm (3 <sup>15</sup> / <sub>16</sub> " saw)	BK315SAW

**MULTI-REDUCING TEES**

SIZE	PRODUCT CODE
(Main x Stub)	
150 x 75/100/125/150 mm (6" x 3"/4"/5"/6")	0644AA
200 x 100/125/150/200 mm (8" x 4"/5"/6"/8")	0844AA
250 x 150/200/250 mm (10" x 6"/8"/10")	1044AA

**BLIND TEES**

SIZE	PRODUCT CODE
75 mm (3")	0341AA
100 mm (4")	0441AA
150 mm (6")	0641AA

**BLIND REDUCING TEES**

SIZE	PRODUCT CODE
(Main x Stub)	
300/250 mm (12" x 12"/10")	1247AA

**CROSS TEES**

SIZE	PRODUCT CODE
(Main x Stub)	
150 mm (6")	0654AA

**WYES**

SIZE (Size on Size)	PRODUCT CODE
75 mm (3")	0322AA
100 mm (4")	0422AA
125 mm (5")	0522AA
150 mm (6")	0622AA
200 mm (8")	0822AA

**90° SNAP ELBOWS**

SIZE	PRODUCT CODE
75 mm (3")	0390AA
100 mm (4")	0490AA

**45° SNAP ELBOWS**

SIZE	PRODUCT CODE
75 mm (3")	0445AA

**INTERNAL END PLUGS**

DIAMETER	PRODUCT CODE
75 mm (3") Solid	0333AA
100 mm (4") Solid	0433AA
100 mm (4") Perf	0434AA
125 mm (5") Solid	0533AA
150 mm (6") Solid	0633AA

**END CAPS**

DIAMETER	PRODUCT CODE	
	SNAP	SPLIT
75 mm (3") Solid	0332AA	0331AA
100 mm (4") Solid	0432AA	0431AA
125 mm (5") Solid	0532AA	0531AA
150 mm (6") Solid		0631AA
200 mm (8") Solid	0832AA	0831AA
250 mm (10") Solid	1032AA	
300 mm (12") Solid		1267AA
375 mm (15") Solid		1567AA
450 mm (18") Solid		1867AA
600 mm (24") Solid		2467AA

**EXTERNAL SNAP COUPLERS**

DIAMETER	PRODUCT CODE
150 mm (6")	0613AA
200 mm (8")	0813AA
250 mm (10")	1013AA

**SPLIT BAND COUPLERS**

DIAMETER	PRODUCT CODE	
	COUPLER ONLY	COUPLER WITH GASKET
250 mm (10")	1011AAZ	1066AA
300 mm (12")	1265AA	1266AA
375 mm (15")	1565AA	1566AA
450 mm (18")	1865AA	1866AA
600 mm (24")	2465AA	2412AA
750 mm (30")	3065AA	3066AA
900 mm (36")	3661AA	3662AA
1050 mm (42")	4265AA	4266AA
1200 mm (48")	4865AA	4866AA
1500 mm (60")	6065AA	6066AA

**COUPLERS**

SIZE	PRODUCT CODE
100 mm (4")	0413WT
150 mm (6")	0613WT
200 mm (8")	0813WT
250 mm (10")	1013WT

**REDUCING COUPLERS**

SIZE	PRODUCT CODE
150 x 100 mm (6" x 4")	0614WT
200 x 100 mm (8" x 4")	0814WT
200 x 150 mm (8" x 6")	0816WT
250 x 200 mm (10" x 8")	1018WT
300 x 200 mm (12" x 8")	1218WT
300 x 250 mm (12" x 10")	1210WT



**MAR-MAC® COUPLERS**

DIAMETER	PRODUCT CODE
250 mm (10")	0867RC
250 mm (10")	1067RC
300 mm (12")	1267RC
375 mm (15")	1567RC
450 mm (18")	1867RC
600 mm (24")	2467RC
750 mm (30")	3067RC
900 mm (36")	3667RC
1050 mm (42")	4267RC
1200 mm (48")	4867RC
1350 mm (54")	5467RC
1500 mm (60")	6067RC

**MAR-MAC COUPLERS DOUBLE WIDE**

DIAMETER	PRODUCT CODE
300 mm (12")	1267RCD
375 mm (15")	1567RCD
450 mm (18")	1867RCD
600 mm (24")	2467RCD
750 mm (30")	3067RCD
900 mm (36")	3667RCD
1050 mm (42")	4267RCD
1200 mm (48")	4867RCD
1350 mm (54")	5467RCD
1500 mm (60")	6067RCD

**DISSIMILIAR ADAPTERS**

SIZE	PRODUCT CODE
300 mm (12")	1221AN
375 mm (15")	1521AN
450 mm (18")	1821AN
600 mm (24")	2421AN
750 mm (30")	3021AN
900 mm (36")	3621AN
1050 mm (42")	4221AN
1200 mm (48")	4821AN
1500 mm (60")	6021AN

**DUAL WALL FABRICATED REDUCERS**

<b>DIAMETER</b>	<b>N-12 PLAIN END</b>
250 x 100 mm (10" x 4")	1070AN
250 x 150 mm (10" x 6")	1071AN
250 x 200 mm (10" x 8")	1072AN
300 x 100 mm (12" x 4")	1270AN
300 x 150 mm (12" x 6")	1271AN
300 x 200 mm (12" x 8")	1272AN
300 x 250 mm (12" x 10")	1273AN
375 x 100 mm (15" x 4")	1570AN
375 x 150 mm (15" x 6")	1571AN
375 x 200 mm (15" x 8")	1572AN
375 x 250 mm (15" x 10")	1573AN
375 x 300 mm (15" x 12")	1574AN
450 x 100 mm (18" x 4")	1870AN
450 x 150 mm (18" x 6")	1871AN
450 x 200 mm (18" x 8")	1872AN
450 x 250 mm (18" x 10")	1873AN
450 x 300 (18" x 12")	1874AN
450 x 375 mm (18" x 15")	1875AN
600 x 100 mm (24" x 4")	2470AN
600 x 150 mm (24" x 6")	2471AN
600 x 200 mm (24" x 8")	2472AN
600 x 250 mm (24" x 10")	2473AN
600 x 300 mm (24" x 12")	2474AN
600 x 375 mm (24" x 15")	2475AN
600 x 450 mm (24" x 18")	2476AN
750 x 100 mm (30" x 4")	3070AN
750 x 150 mm (30" x 6")	3071AN
750 x 200 mm (30" x 8")	3072AN
750 x 250 mm (30" x 10")	3073AN
750 x 300 mm (30" x 12")	3074AN
750 x 375 mm (30" x 15")	3075AN
750 x 450 mm (30" x 18")	3076AN
750 x 600 mm (30" x 24")	3077AN

## DUAL WALL FABRICATED REDUCERS

DIAMETER	N-12 PLAIN END
900 x 100 mm (36" x 4")	3670AN
900 x 150 mm (36" x 6")	3671AN
900 x 200 mm (36" x 8")	3672AN
900 x 250 mm (36" x 10")	3673AN
900 x 300 mm (36" x 12")	3674AN
900 x 375 mm (36" x 15")	3675AN
900 x 450 mm (36" x 18")	3676AN
900 x 600 mm (36" x 24")	3677AN
900 x 750 mm (36" x 30")	3678AN
1050 x 150 mm (42" x 6")	4271AN
1050 x 200 mm (42" x 8")	4272AN
1050 x 250 mm (42" x 10")	4273AN
1050 x 300 mm (42" x 12")	4274AN
1050 x 375 mm (42" x 15")	4275AN
1050 x 450 mm (42" x 18")	4276AN
1050 x 600 mm (42" x 24")	4277AN
1050 x 750 mm (42" x 30")	4278AN
1050 x 900 mm (42" x 36")	4279AN
1200 x 300 mm (48" x 12")	4874AN
1200 x 375 mm (48" x 15")	4875AN
1200 x 450 mm (48" x 18")	4876AN
1200 x 600 mm (48" x 24")	4877AN
1200 x 750 mm (48" x 30")	4878AN
1200 x 900 mm (48" x 36")	4879AN
1200 x 1050 mm (48" x 42")	4842AN
1500 x 600 mm (60" x 24")	6077AN
1500 x 750 mm (60" x 30")	6078AN
1500 x 900 mm (60" x 36")	6079AN
1500 x 1050 mm (60" x 42")	6042AN
1500 x 1200 mm (60" x 48")	6048AN

**TEES**

SIZE	PRODUCT CODE
100 mm (4")	0460WT
150 mm (6")	0661WT
200 mm (8")	0862WT
250 mm (10")	1063WT
300 mm (12")	1264WT

**DUAL WALL TEES**

DIAMETER	N-12 PLAIN END
250 mm (10")	1063ST
300 mm (12")	1264ST
375 mm (15")	1565AN
450 mm (18")	1866AN
600 mm (24")	2467AN
750 mm (30")	3068AN
900 mm (36")	3669AN
1050 mm (42")	4251AN
1200 mm (48")	4851AN
1500 mm (60")	6051AN

**REDUCING TEES**

SIZE	PRODUCT CODE
150 x 100 mm (6" x 4")	0660WT
200 x 100 mm (8" x 4")	0863WT
200 x 150 mm (8" x 6")	0836WT
250 x 100 mm (10" x 4")	1060WT
250 x 150 mm (10" x 6")	1036WT
250 x 200 mm (10" x 8")	1062WT
300 x 100 mm (12" x 4")	1260WT
300 x 150 mm (12" x 6")	1236WT
300 x 250 mm (12" x 10")	1263WT

**SWEEPING TEES**

SIZE	PRODUCT CODE
200 x 100 mm (8" x 4")	0863WT
200 x 150 mm (8" x 6")	0836WT
250 x 150 mm (10" x 6")	1036WT
300 x 150 mm (12" x 6")	1236WT

**DUAL WALL FABRICATED 22.5° BENDS**

<b>DIAMETER</b>	<b>N-12 PLAIN END</b>
100 mm (4")	0492AN
150 mm (6")	0692AN
200 mm (8")	0892AN
250 mm (10")	1092AN
300 mm (12")	1292AN
375 mm (15")	1592AN
450 mm (18")	1892AN
600 mm (24")	2492AN
750 mm (30")	3092AN
900 mm (36")	3692AN
1050 mm (42")	4292AN
1200 mm (48")	4892AN
1500 mm (60")	6092AN

**DUAL WALL FABRICATED 45° BENDS**

<b>DIAMETER</b>	<b>N-12 PLAIN END</b>
250 mm (10")	1094ST
300 mm (12")	1294ST
375 mm (15")	1597AN
450 mm (18")	1897AN
600 mm (24")	2497AN
750 mm (30")	3097AN
900 mm (36")	3697AN
1050 mm (42")	4297AN
1200 mm (48")	4897AN
1500 mm (60")	6097AN

**DUAL WALL 45° STANDARD WYES**

<b>DIAMETER</b>	<b>N-12 PLAIN END</b>
250 mm (10")	1083ST
300 mm (12")	1284ST
375 mm (15")	1585AN
450 mm (18")	1886AN
600 mm (24")	2487AN

**45° ELBOWS**

SIZE	PRODUCT CODE
100 mm (4")	0494WT
150 mm (6")	0694WT
200 mm (8")	0894WT
250 mm (10")	1094WT
300 mm (12")	1294WT

**45° WYES**

SIZE	PRODUCT CODE
100 mm (4")	0480WT
150 mm (6")	0681WT
200 mm (8")	0882WT
250 mm (10")	1083WT
300 mm (12")	1284WT

**45° REDUCING WYES**

SIZE	PRODUCT CODE
150 x 100 mm (6" x 4")	0680WT
200 x 100 mm (8" x 4")	0880WT
200 x 150 mm (8" x 6")	0881WT
250 x 100 mm (10" x 4")	1080WT
250 x 150 mm (10" x 6")	1081WT
250 x 200 mm (10" x 8")	1082WT
300 x 150 mm (12" x 6")	1281WT
300 x 150 mm (12" x 8")	1280WT
300 x 200 mm (12" x 8")	1283WT

**DUAL WALL FABRICATED 90° BENDS**

DIAMETER	N-12 PLAIN END
250 mm (10")	1099ST
300 mm (12")	1299ST
375 mm (15")	1598AN
450 mm (18")	1898AN
600 mm (24")	2498AN
750 mm (30")	3098AN
900 mm (36")	3698AN
1050 mm (42")	4298AN
1200 mm (48")	4898AN
1500 mm (60")	6098AN

**90° ELBOWS**

SIZE	PRODUCT CODE
100 mm (4")	0499WT
150 mm (6")	0699WT
200 mm (8")	0899WT
250 mm (10")	1099WT
300 mm (12")	1299WT

**END CAPS (INCLUDES 1 GASKET)**

DIAMETER	N-12 PLAIN END	N-12 WT
300 mm (12")	1201AN	1201AN65B
375 mm (15")	1501AN	1501AN65B
450 mm (18")	1801AN	1801AN65B
600 mm (24")	2401AN	2401AN65B
750 mm (30")	3001AN	3001AN65B
900 mm (36")	3601AN	3601AN65B
1050 mm (42")	4201AN	4201AN65B
1200 mm (48")	4801AN	4801AN65B
1500 mm (60")	6001AN	6001AN65B

**SPLIT END CAPS**

DIAMETER	PRODUCT CODE
150 mm (6")	0667AA
200 mm (8")	0867AA
250 mm (10")	1067AA
300 mm (12")	1267AA
375 mm (15")	1567AA
450 mm (18")	1867AA
600 mm (24")	2467AA

**NON-PRESSURE PIPE END PLUG WITH GASKETS\***

DIAMETER	PRODUCT CODE
200 mm (8")	0833AA
250 mm (10")	1033AA
300 mm (12")	1233AA
375 mm (15")	1533AA
450 mm (18")	1833AA
600 mm (24")	2433AA
750 mm (30")	3033AA
900 mm (36")	3633AA
1050 mm (42")	4233AA
1200 mm (48")	4833AA
1500 mm (60")	6033AA

\*Not intended for permanent use or vertical orientation.

# Ancillary Products

We mean it when we say we have the total water management solutions you need to get your investment in the ground. ADS sells more than drainage pipe. From animal guards to tile tape and everything in between, ADS has your projects covered from start to finish.

SCAN for the digital  
product catalog.







**ADS** LIFT STATION CONTROL  
TILE PUMP

Model: ADS-LS-1000  
Voltage: 240V  
Capacity: 1000 GPM

WARNING: HIGH VOLTAGE  
CAUTION: Moving Parts  
Service Disconnect

ADS  
1000

## ANIMAL GUARDS

DIAMETER	DESCRIPTION	PRODUCT CODE
100 mm (4")	Metal Animal Guard (Finger)	0470DA
	Animal Guard (Solid)	0471DA
150 mm (6")	Metal Animal Guard (Finger)	0670DA
	Animal Guard (Solid)	0671DA
200 mm (8")	Metal Animal Guard (Finger)	0870DA
	Animal Guard (Solid)	0871DA
250 mm (10")	Metal Animal Guard (Finger)	1070DA
	Animal Guard (Solid)	1071DA
300 mm (12")	Metal Animal Guard (Finger)	1270DA
375 mm (15")	Metal Animal Guard (Finger)	1570DA
450 mm (18")	Metal Animal Guard (Finger)	1870DA
600 mm (24")	Metal Animal Guard (Finger)	2470DA
750 mm (30")	Metal Animal Guard (Finger)	3070DA
900 mm (36")	Metal Animal Guard (Finger)	3670DA

## FLAP GATES

DIAMETER	PRODUCT CODE
100 mm (4")	0440DA
150 mm (6")	0640DA
200 mm (8")	0840DA
250 mm (10")	1040DA
300 mm (12")	1240DA
375 mm (15")	1540DA
450 mm (18")	1840DA
600 mm (24")	2440DA
750 mm (30")	3040DA
900 mm (36")	3640DA

## LAYOUT FLAGS

DESCRIPTION	PRODUCT CODE
Layout Flags	7439MC

## BLACK TILE TAPE

DESCRIPTION	AVAIL. LENGTHS	PRODUCT CODE
50 mm (2") Black Tape	100' (30.5 m) roll	1137KA
12.5 mm (½") Black Filament Tape	100' (30.5 m) roll	1147KA

## FLARED END SECTIONS

SIZE	PRODUCT CODE
250 mm (10")	1015NP
300 mm (12") / 375 mm (15")	1215NP
450 mm (18")	1810NP
600 mm (24")	2410NP
750 mm (30")	3015NP
900 mm (36")	3615NP

## METAL END SECTIONS

SIZE	PRODUCT CODE
200 mm (8")	0875NS
250 mm (10")	1075NS
300 mm (12")	1275NS
375 mm (15")	1575NS
450 mm (18")	1875NS
600 mm (24")	2475NS
750 mm (30")	3075NS
900 mm (36")	3675NS
1050 mm (42")	4275NS
1200 mm (48")	4875NS
1500 mm (60")	6075NS

## FOUNDATION DRAINAGE PRODUCTS

DESCRIPTION	DIMENSIONS	PRODUCT CODE
53 L (14 gal.) Sump Liner	450 mm diameter (18") x 600 mm height (24")	1524ADH
72 L (19 gal.) Sump Liner	450 mm diameter (18") x 750 mm height (30")	1530ADH
Solid, Locking Sump Lid	450 mm diameter (18")	1537ADL
Notched, Locking Sump Lid	450 mm diameter (18")	1537ADNL
Radon Vented Lid	450 mm diameter (18")	1538AD
Radon Dual Purpose Vented Liner	500 mm diameter x 60 mm height (20" x 24")	1524ADR

# Water Control Structure

Inline Water Level Control Structures™ effectively manage the water table in your field, wetland or pond by setting stoplogs within the structure to your desired water-level height. Management allows for controlled release of outlet flow, the retention of valuable nutrients and effective flood mitigation.<sup>1/2</sup>


## FEATURES

- Constructed of rugged 13 mm (½") PVC with a lockable plastic lid
- Stainless steel screws and custom anodized aluminum corner extrusions used for strength and durability
- Rugged injection molded stoplogs in 125 & 175 mm (5" & 7") heights for adjustability (included in structures with 100-300 mm [4"-12"] pipe sizes)
- PVC stoplogs with metal hooks in 125 & 175 mm (5" & 7") heights for adjustability (included in structures with 375-600 mm [15"-24"] pipe sizes)
- Stoplogs must remain in track during structure installation
- Structures are intended for gravity flow; some seepage may occur


## BENEFITS

- Increases yields by controlling root zone water availability
- Enables management of changing climate conditions
- Increases profitability of land with limited productivity
- Applicable within various nutrient-reduction systems (saturated buffers, drainage water management, sub-irrigation, bioreactors, etc.)


**Saturated Buffer Strip**



**Subsurface Irrigation**



**Bioreactors**



# Surface Inlets

Every facet of water management is vital to keep your business flowing. And when you need to remove water faster, surface inlets are the go-to option for reducing water pooling in fields. These water management systems are commonly used in terrace tiling and pattern tiling systems.

SCAN for the digital  
product catalog.





## HICKENBOTTOMS

SIZE	DESCRIPTION	PRODUCT CODE
125 x 25 mm (5" x 1")	Orange Intake (12 Holes)	5013GC
125 x 25 mm (5" x 1")	Orange Riser with Cap-Top	5023GC
125 x 8 mm (5" x $\frac{5}{16}$ " )	Orange Ext-Btm	5033GC
125 mm (5")	Blind Tee	5043GC
125 mm (5")	Restrictor	5063GC
150 x 25 mm (6" x 1")	Orange Riser with Cap-Top	6023GC
150 x 8 mm (6" x $\frac{5}{16}$ " )	Orange Ext-Btm	6033GC
150 mm (6")	Black Slotted Intake	6073GC
150 mm (6")	Black Blank Section	6053GC
150 mm (6")	Black Riser Blind Tee	6043GC
150 mm (6")	Restrictor	6063GC
200 x 25 mm (8" x 1")	Orange Riser with Cap-Top	0823GC
200 x 8 mm (8" x $\frac{5}{16}$ " )	Orange Ext-Btm	0833GC
200 mm (8")	Black Slotted Intake	0873GC
200 mm (8")	Black Blank Section	0853GC
200 mm (8")	Black Riser Blind Tee	0843GC
200 mm (8")	Restrictor	0863GC
250 x 25 mm (10" x 1")	Orange Riser with Cap-Top	1023GC
200 x 8 mm (10" x $\frac{5}{16}$ " )	Orange Ext-Btm	1033GC
250 mm (10")	Black Slotted Intake	1073GC
250 mm (10")	Black Blank Section	1053GC
250 mm (10")	Black Riser Blind Tee	1043GC
300 x 25 mm (12" x 1")	Orange Riser with Cap-Top	1223GC
300 x 8 mm (12" x $\frac{5}{16}$ " )	Orange Ext-Btm	1233GC
12" (300 mm)	Black Slotted Intake	1273GC
12" (300 mm)	Black Blind Tee	1243GC

## QUICK DRAIN RISERS

SIZE	PRODUCT CODE
150 mm Diameter x 150 mm Inlet (6" x 6")	0606QD
250 mm Diameter x 150 mm Inlet (10" x 6")	1006QD
250 mm Diameter x 200 mm Inlet (10" x 8")	1008QD
150 mm Diameter x 150 mm Inlet (6" x 6") with Adjustable Inlet	0606TPTQD



## PRECISION INTAKES

SIZE	DESCRIPTION	PRODUCT CODE
150 x 25 mm (6" x 1")	Yellow Riser with Cap-Top	6023GKY
150 x 8 mm (6" x $\frac{5}{16}$ "	Yellow Ext-Btm	6033GKY
150 mm (6")	Black Slotted Intake	6073GKY
150 mm (6")	Black Blank Section	6053GKY
150 mm (6")	Black Riser Blind Tee	6043GKY
150 mm (6")	Restrictor	6063GKY
200 x 25 mm (8" x 1")	Yellow Riser with Cap-Top	0823GKY
200 x 8 mm (8" x $\frac{5}{16}$ "	Yellow Ext-Btm	0833GKY
200 mm (8")	Black Slotted Intake	0873GKY
200 mm (8")	Black Blank Section	0853GKY
200 mm (8")	Black Riser Blind Tee	0843GKY
200 mm (8")	Restrictor	0863GKY
250 x 25 mm (10" x 1")	Yellow Riser with Cap-Top	1023GKY
250 x 8 mm (10" x $\frac{5}{16}$ "	Yellow Ext-Btm	1033GKY
250 mm (10")	Black Slotted Intake	1073GKY
250 mm (10")	Black Blank Section	1053GKY
250 mm (10")	Black Riser Blind Tee	1043GKY

## BAR GUARDS

DIAMETER	PRODUCT CODE
100 mm (4")	0420DA
150 mm (6")	0620DA
200 mm (8")	0820DA
250 mm (10")	1020DA
300 mm (12")	1220DA
375 mm (15")	1520DA
450 mm (18")	1820DA
600 mm (24")	2420DA
750 mm (30")	3020DA
900 mm (36")	3620DA

# HP Agricultural Lift Station

Created with farmers and landowners top of mind, lift stations come equipped with user-friendly technology to create one system that manages water flow rates, field water-table levels and power consumption. And with a Remote Monitoring System, your lift station can be accessed via any web-enabled device so that you can control your water management system from anywhere.

## FEATURES

- 1800 rpm means longer bearing motor lifetime and less vibration
- Unique impeller design created, optimal liter-per-minute (gal/min) per-watt performance
- Electronic panel is completely enclosed and is protected from the environmental elements
- Remote Monitoring System is satellite-based
- Electrical schematic stickers on enclosure door show electrical connections and instructions

## BENEFITS

- Increases yield by controlling root zone water availability
- One system that manages water flow rates, field water-table levels and power consumption
- Reduces on and off cycles
- Cloud-based data storage allows for historical comparisons
- Factory-trained support available 24/7 from pump manufacturer



SCAN the code for more information.



## HP AGRICULTURE LIFT STATION\*

SIZE	PRODUCT CODE
3 HP-VFD/Panel/ UL 230 Volt Single Phase Duplex (2 VFDs)	DTM-320P2
3 HP-VFD/Panel/ UL-230 Volt Single Phase No Legs-Canada	DTM-3230PCA
3 HP Pump Only High Flow 6" Discharge CSA	DTM-3WF
4 HP Pump Only 6" Discharge	DTM-4WF
5 HP-VFD/Panel/ UL-230 Volt Single Phase Duplex (2 VFDs)	DTM-5230P2
5 HP-VFD/Panel/ UL-230 Volt Single Phase No Legs-Canada	DTM-5230PCA
5 HP Pump Only High Flow 6" Discharge CSA	DTM-5WF
7.5 HP-VFD/Panel/UL-230 Volt Single Phase Duplex (2 VFDs)	DTM-75230P2
7.5 HP-VFD/Panel/UL-230 Volt Single Phase No Legs-Canada	DTM-75230PCA
7.5 HP Pump Only High Flow 8" Discharge CSA	DTM-75HF
10.5 HP-VFD/Panel/UL-230 Volt Single Phase Duplex (2 VFDs)	DTM-10230P2
10.5 HP-VFD/Panel/UL-230 Volt Single Phase No Legs-Canada	DTM-10230PCA
10.5 HP Pump Only High Flow 8" Discharge CSA	DTM-10HF
15 HP-VFD/Panel/UL-230 Volt Single Phase Duplex (2 VFDs)	DTM-15230P2
15 HP-VFD/Panel/UL-230 Volt Single Phase No Legs-Canada	DTM-15230PCA
15 HP Pump Only High Flow 12" Discharge CSA	DTM-15HF
20 HP-VFD/Panel/UL-230 Volt Single Phase No Legs-Canada	DTM-20230PCA
20 HP Pump Only High Flow 12" Discharge CSA	DTM-20HF
Ami Internal-Delta Only (1 Year Subscription)	DTM-AMI
Rain Gauge	DTM-RG
Transducer Kit No PVC	DTM-TKNS
Dtm-Light	DTM-LIGHT
900 mm (36") Powder Coated Steel Lid	DTM-36LID
1200 mm (48") Powder Coated Steel Lid	DTM-48LID
Legs For Control Panel	DTM-LEGS
900 x 4.6 m (36" X 15') HP Triplewall Lift Station 1500 mm (60") Sump	3624ANLS
1200 x 4.6 m (48" X 15') HP Triplewall Lift Station 1500 mm (60") Sump	4830ANLS

\* Contact an ADS representative for availability of systems not listed.

# Geotextiles

Geotextiles prevent and control erosion in high erosion-prone areas. They serve as an underlayer to reinforce ditches from erosion or settling.

And, they keep the division between aggregate and soil so your investment lasts longer.

Geotextiles are a true multi-use product.

SCAN for the digital product catalog.





### LIGHT WEIGHT · NONWOVEN

WEIGHT	W X L	M <sup>2</sup> /ROLL (SY/ROLL)	PRODUCT CODE
85 g (3 oz.)	3.8 x 109.7 m (12.5' x 360')	418 (500)	0311TG
85 g (3 oz.)	4.6 x 109.7 m (15' x 360')	502 (600)	0311TS
99 g (3.5 oz.)	600 x 109.7 m (2' x 360')	67 (80)	0351TC
99 g (3.5 oz.)	900 x 109.7 m 3' x 360')	100 (120)	0351TA
99 g (3.5 oz.)	1.2 x 109.7 m (4' x 360')	134 (160)	0351TB
99 g (3.5 oz.)	2.3 x 109.7 m (7.5' x 360')	251 (300)	0351TT
99 g (3.5 oz.)	3.8 x 109.7 m (12.5' x 360')	418 (500)	0351TG
99 g (3.5 oz.)	4.6 x 109.7 m (15' x 360')	502 (600)	0351TS
113 g (4.0 oz.)	2.3 x 109.7 m (7.5' x 360')	251 (300)	0401TT
113 g (4.0 oz.)	3.8 x 109.7 m (12.5' x 360')	418 (500)	0401TG
113 g (4.0 oz.)	4.6 x 109.7 m (15' x 360')	502 (600)	0401TS
128 g (4.5 oz.)	3.8 x 109.7 m (12.5' x 360')	418 (500)	0451TG
128 g (4.5 oz.)	4.6 x 109.7 m (15' x 360')	502 (600)	0451TS

### +MEDIUM WEIGHT · NONWOVEN

WEIGHT	W X L	M <sup>2</sup> /ROLL (SY/ROLL)	PRODUCT CODE
170 g (6 oz.)	3.8 x 109.7 m (12.5' x 360')	418 (500)	0601TG
170 g (6 oz.)	4.6 x 91.4 m (15' x 300')	418 (500)	0601TS
198 g (7 oz.)	1.8 x 109.7 m (6' x 360')	201 (240)	0701TE
198 g (7 oz.)	3.8 x 109.7 m (12.5' x 360')	418 (500)	0701TG
198 g (7 oz.)	4.6 x 91.4 m (15' x 300')	418 (500)	0701TS
227 g (8 oz.)	3.8 x 109.7 m (12.5' x 360')	418 (500)	0801TG
227 g (8 oz.)	4.6 x 91.4 m (15' x 300')	418 (500)	0801TS

### HEAVY WEIGHT · NONWOVEN

WEIGHT	W X L	M <sup>2</sup> /ROLL (SY/ROLL)	PRODUCT CODE
284 g (10 oz.)	4.6 x 91.4 m (15' x 300')	418 (500)	1001TS
340 g (12 oz.)	4.6 x 91.4 m (15' x 300')	418 (500)	1201TS
454 g (16 oz.)	4.6 x 91.4 m (15' x 300')	418 (500)	1601TS

### TURF REINFORCEMENT MAT (TRM) · PERMANENT

W X L	ROLL	PRODUCT CODE
2.3 x 36.6 m (7.5' x 120')	84 m <sup>2</sup> (100 yds <sup>2</sup> )	PP58GTR
2.3 x 36.6 m (7.5' x 120')	84 m <sup>2</sup> (100 yds <sup>2</sup> )	PP510GTR
2.3 x 36.6 m (7.5' x 120')	84 m <sup>2</sup> (100 yds <sup>2</sup> )	PP512GTR

### SILT FENCE

DESCRIPTION	QUANTITY
.6 x 30 m (2' x 100') rolls with 11 hardwood stakes per roll	3301WE
.9 x 30 m (3' x 100') rolls with 11 hardwood stakes per roll	3302WE
Premium Silt Fence - AASHTO .9 x 30 m (3' x 100')	3302WP

## WOVEN FABRIC SYR STABILIZATION · WOVEN

GRAB TENSILE	W X L	M <sup>2</sup> /ROLL (SY/ROLL)	PRODUCT CODE
200	3.8 x 131.7 m (12.5' x 432')	502 (600)	200WTK
200	4.6 x 109.7 m (15' x 360')	502 (600)	200WTS
200	5.3 x 94.2 m (17.5' x 309')	502 (600)	200WTM
250	3.8 x 109.7 m (12.5' x 360')	418 (500)	250WTK
250	5.3 x 78.6 m (17.5' x 258')	418 (500)	250WTM
270	3.8 x 109.7 m (12.5' x 360')	418 (500)	270WTK
270	4.6 x 91.4 m (15' x 300')	418 (500)	270WTS
270	5.3 x 78.6 m (17.5' x 258')	418 (500)	270WTM
270HP	4.6 x 91.4 m (15' x 300')	418 (500)	270HPTS
270HP	5.3 x 78.6 m (17' x 258')	418 (500)	270HPTM
370HP	5.3 x 78.3 m (17.5' x 257')	418 (500)	370HPTS
570HP	4.6 x 91.4 m (15' x 300')	418 (500)	570HPTS
315	3.8 x 109.7 m (12.5' x 360')	418 (500)	315WTK
315	4.6 x 91.4 m (15' x 300')	418 (500)	315WTS
315	5.3 x 78.6 m (17.5' x 258')	418 (500)	315WTM
465	3.8 x 109.7 m (12.5' x 360')	418 (500)	315WTK

## WOVEN FABRIC SYR MEDIUM STRENGTH · WOVEN

W X L	ROLL	PRODUCT CODE
4.6 x 91.4 m (15' x 300')	418 m <sup>2</sup> (500 y <sup>2</sup> )	02X2WF
4.6 x 91.4 m (15' x 300')	418 m <sup>2</sup> (500 y <sup>2</sup> )	03X3HFTS
4.6 x 91.4 m (15' x 300')	418 m <sup>2</sup> (500 y <sup>2</sup> )	04X4HFTS
3.8 x 109.7 m (12.5' x 360')	418 m <sup>2</sup> (500 y <sup>2</sup> )	03X3HFTK
3.8 x 65.8 m (12.5' x 216')	251 m <sup>2</sup> (300 y <sup>2</sup> )	04X4TK
4.6 x 54.9 m (15' x 180')	251 m <sup>2</sup> (300 y <sup>2</sup> )	04X4TS

## WOVEN FABRIC SYR MONOFILAMENT · WOVEN

W X L	ROLL	PRODUCT CODE
3.6 x 91.4 m (12' x 300')	400 (334 m <sup>2</sup> )	104FWF
4.6 x 91.4 m (15' x 300')	500 (418 m <sup>2</sup> )	2403W
4.6 x 91.4 m (15' x 300')	500 (418 m <sup>2</sup> )	2404W
4.6 x 91.4 m (15' x 300')	500 (418 m <sup>2</sup> )	2300W

## FABRIC PINS

SIZE	QUANTITY	PRODUCT CODE
50 mm (6") Staple	1,000/box	3206TP
300 mm (12") Pin	100/box	3212TP

## EROSION CONTROL BLANKETS (ECB) · BIODEGRADABLE

W X L	SY/ROLL	PRODUCT CODE
2.3 x 36.6 m (7.5' x 120')	84 m <sup>2</sup> (100 y <sup>2</sup> )	OOS1TT
2.3 x 36.6 m (7.5' x 120')	84 m <sup>2</sup> (100 y <sup>2</sup> )	OOS2TT
2.3 x 36.6 m (7.5' x 120')	84 m <sup>2</sup> (100 y <sup>2</sup> )	OCS2TT
2.3 x 36.6 m (7.5' x 120')	84 m <sup>2</sup> (100 y <sup>2</sup> )	OOC2TT

## BIAXIAL GEOGRIDS

W X L	ROLL	PRODUCT CODE
3.8 x 100 m (12.5' x 328')	380 m <sup>2</sup> (455 y <sup>2</sup> )	BX114
3.8 x 75 m (12.5' x 246')	285 m <sup>2</sup> (341 y <sup>2</sup> )	BX124
3.8 x 50 m (12.5' x 164')	190 m <sup>2</sup> (227 y <sup>2</sup> )	BX374
3.8 x 50 m (12.5' x 164')	190 m <sup>2</sup> (227 y <sup>2</sup> )	BX150
3.8 x 100 m (12.5' x 328')	380 m <sup>2</sup> (455 y <sup>2</sup> )	BX1515
3.8 x 100 m (12.5' x 328')	380 m <sup>2</sup> (455 y <sup>2</sup> )	BX224
3.8 x 50 m (12.5' x 164')	190 m <sup>2</sup> (227 y <sup>2</sup> )	BX154



## ADVANCED DRAINAGE SYSTEMS, INC.

800-821-6710 | [adspipe.ca](http://adspipe.ca)

---

**Follow us!** We have social media channels on Facebook, Instagram, Twitter and LinkedIn.

---

