

# ADS® Duraslot® Slotted Drain

---





# A sensible alternative to traditional materials

Duraslot slotted drains provide superior hydraulic efficiency and flow capacity and are engineered to stand up to the heaviest structural loads. Duraslot's durability and corrosion-resistant design provide a long-lasting, cost-effective solution to stormwater capture.

Duraslot is best in heavy-load rated applications where flat surface sheet flow is captured and conveyed. Compared to traditional slot drain, Duraslot has reduced maintenance costs, high corrosion resistance, higher flow rates and lower installation/material costs.

Since 1987, Duraslot slotted drains have been providing reliable storm water collection in applications ranging from residential driveways to multi-lane super highways.

The product is made from dual-wall corrugated polyethylene pipe with an aluminum slot mounted on top. It is a cost-effective substitute for corrugated steel slot drains, precast trench drains, or cast-in-place trench drains with steel or cast iron grates that are less than 4" (100 mm) in width.

Duraslot drains use N-12® pipe. An outer corrugated wall provides strength and durability, while the smooth interior lining provides exceptional hydraulics. The product is available in standard slot or variable slot height made specific to your project's needs. Duraslot is with you every step of the way from initial design through installation.

## Applications

Typical applications for Duraslot drains include:

- Streets
- Highways
- Airports
- Parking lots
- Plazas
- Loading docks
- Industrial floors
- Parks and athletic fields
- School buildings
- Commercial
- Warehouses (including inside flooring)



Highway/Airports



Commercial/Warehouse




Public Street/Parking Lots

## Features and benefits

Duraslot slotted drains offer a number of cost and performance benefits compared to corrugated metal, polymer trench drain and cast-in-place systems:


- **Resilient materials:** Highly sustainable and long lasting. Duraslot is manufactured from corrosion-resistant polyethylene and aluminum. They are impervious to most acids, storm water contaminants, and road salt.
- **Greater hydraulic efficiency:** Water flows through the smooth inner wall of polyethylene pipe and is superior to corrugated steel pipe so that smaller, more cost-effective pipe sizes may be used.
- **Lower installation costs:** Lightweight sections quickly and easily set in place with no heavy machinery or extra manpower.
- **Longer pipe:** Duraslot is made in 10' (3 m) lengths (compared to 3' [1m] polymer trench drains) to speed up installation time and make it easier to maintain constant slope.
- **Lower material costs:** More cost-effective compared to other systems that support vehicular traffic.
- **Reduced maintenance costs:** Pipe is self-cleaning when properly sloped. Vacuum trucks are not needed for cleanouts as Duraslot systems are more shallow and can be easily cleaned from the surface.
- **Impact resistant:** Polyethylene withstands storage and handling. Durable construction provides no waste due to deformation or breakage.
- **Fabricated fittings:** Enhanced design flexibility in a complete line of standard pipe sizes. Styles include elbows in angles up to 90°, tees, wyes and numerous custom fabricated fittings to your specifications.
- **Variable/custom height slot:** Flexible designs can be fabricated specifically for a site's needs. Permits slope in the pipe invert when grade is level or against flow direction. Product delivered in sequentially numbered sections for easy installation.



Various Pipe Sizes/Slot Heights



Fabricated Fittings



Variable Height Slot



# Duraslot Slotted Drain Specification

## Scope

This specification describes 4"-36" (100 to 900 mm) ADS Duraslot pipe for use in surface drain applications.

## Pipe Requirements

Duraslot pipe, as manufactured and distributed by ADS, shall have a smooth interior and annular exterior corrugations with an aluminum slot grate frame mounted longitudinally along the length of the pipe to accept the grate, while maintaining the original pipe diameter.

- 4"-10" (100 to 250 mm) pipe shall meet AASHTO M252, Type S
- 12"-36" (300-900 mm) pipe shall meet AASHTO M294, Type S or ASTM F2306
- Manning's "n" value for use in design shall be 0.012

The aluminum slot grate frame shall be manufactured from 0.063" tempered commercial aluminum meeting the requirements of ASTM B209, consisting of two parallel plates separated by spacers spanning the slot on 6" (150 mm) centers. The grate shall be 1/2" (13 mm) #13 galvanized steel. The grate shall have a diamond-shaped opening and be ADA compliant. The flange at the bottom of the aluminum slot grate frame shall be riveted to the pipe with a minimum of two rivets per linear foot.

## Fittings

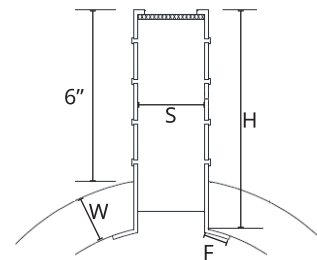
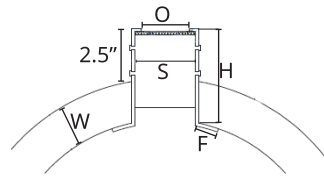
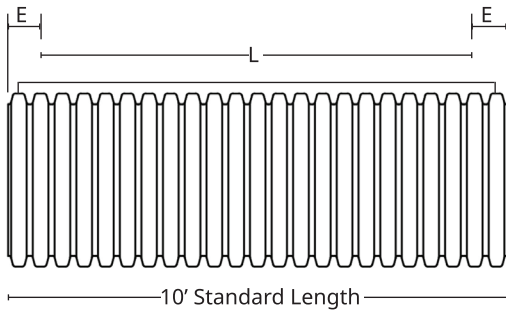
Duraslot fittings shall be modified from fittings which conform to AASHTO M252, AASHTO M294 or ASTM F2306.

## Installation

Installation shall be in accordance with ADS recommended installation instructions. Contact your local ADS representative or visit [adspipe.com](http://adspipe.com) for a copy of the latest installation guidelines.

## Build America, Buy America (BABA)

ADS Duraslot Slotted Drain pipe complies with the requirements in the Build America, Buy America (BABA) Act.



Nominal Pipe Diameter, in (mm)

	4 (100)	6 (150)	8 (200)	10 (250)	12 (300)	15 (375)	18 (450)	24 (600)	30 (750)	36 (900)
<b>L</b> (drain grate length)	118 (2997)	118 (2997)	118 (2997)	118 (2997)	116 (2946)	116 (2946)	116 (2946)	116 (2946)	116 (2946)	116 (2946)
<b>E</b> (pipe end length)	1 (25)	1 (25)	1 (25)	1 (25)	2 (50)	2 (50)	2 (50)	2 (50)	2 (50)	2 (50)
<b>H 2.5"</b> (63 mm) slot	2.75 (70)	3 (75)	3 (75)	3 (75)	3.5 (88)	3.75 (95)	4 (100)	4.75 (120)	5 (125)	5.25 (133)
<b>H 6"</b> (150 mm) slot	6.25 (158)	6.5 (165)	6.5 (165)	6.5 (165)	7 (175)	7 (175)	7 (175)	7.25 (184)	8.25 (205)	8.25 (205)
<b>W</b> (pipe width with corrugation)	0.34 (8)	0.46 (11)	0.61 (15)	0.73 (18)	1.15 (29)	1.30 (33)	1.57 (40)	1.86 (47)	2.55 (65)	2.85 (72)
<b>F</b> (flange length)	0.5 (13)	0.75 (19)	0.75 (19)	0.75 (19)	0.75 (19)	0.75 (19)	0.75 (19)	1 (25)	1 (25)	1 (25)
<b>O</b> (opening width)	1.25 (31)	1.75 (44)	1.75 (44)	1.75 (44)	1.75 (44)	1.75 (44)	1.75 (44)	1.75 (44)	1.75 (44)	1.75 (44)
<b>S</b> (slot width)	1.75 (44)	2.25 (57)	2.25 (57)	2.25 (57)	2.25 (57)	2.25 (57)	2.25 (57)	2.25 (57)	2.25 (57)	2.25 (57)