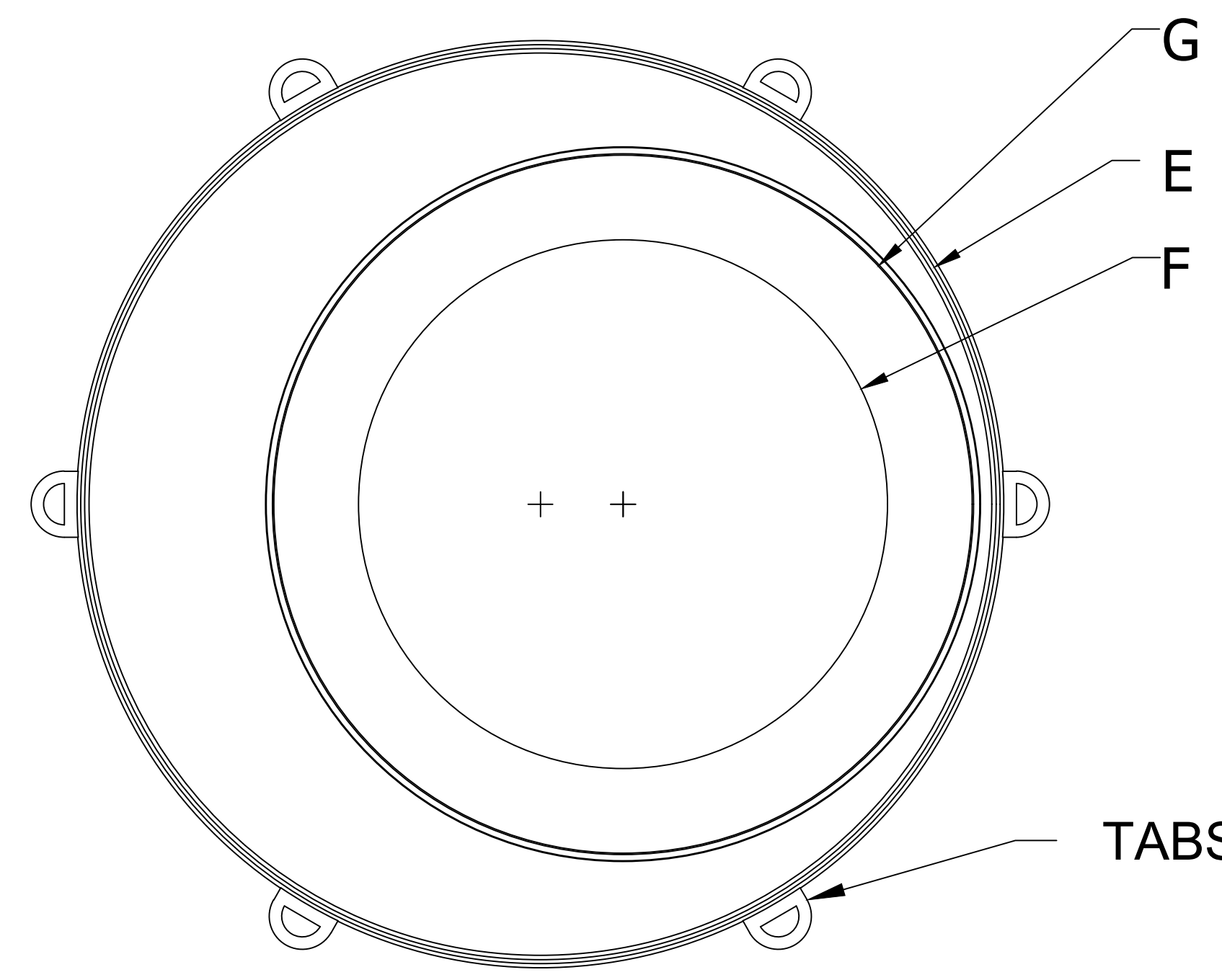
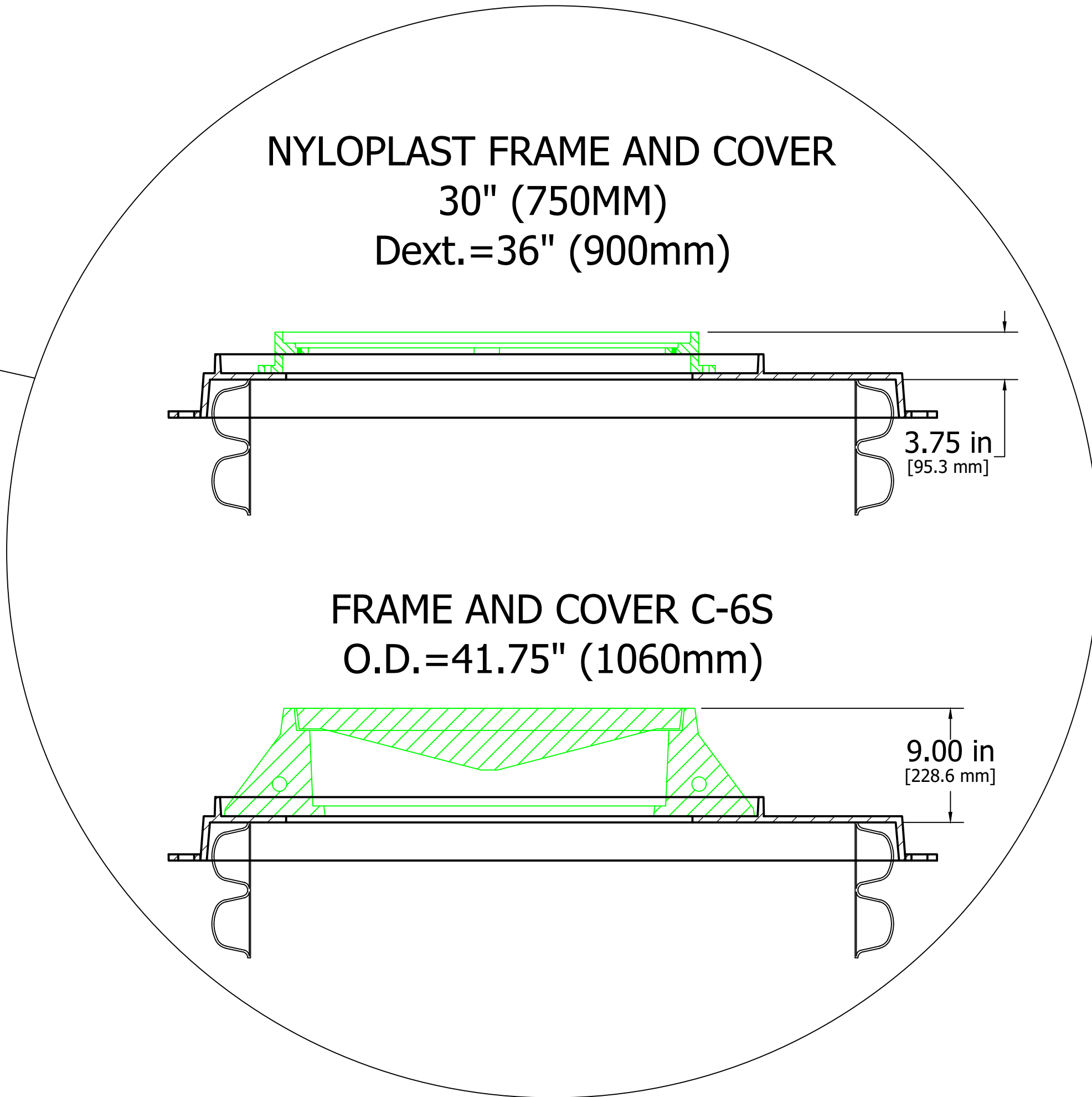
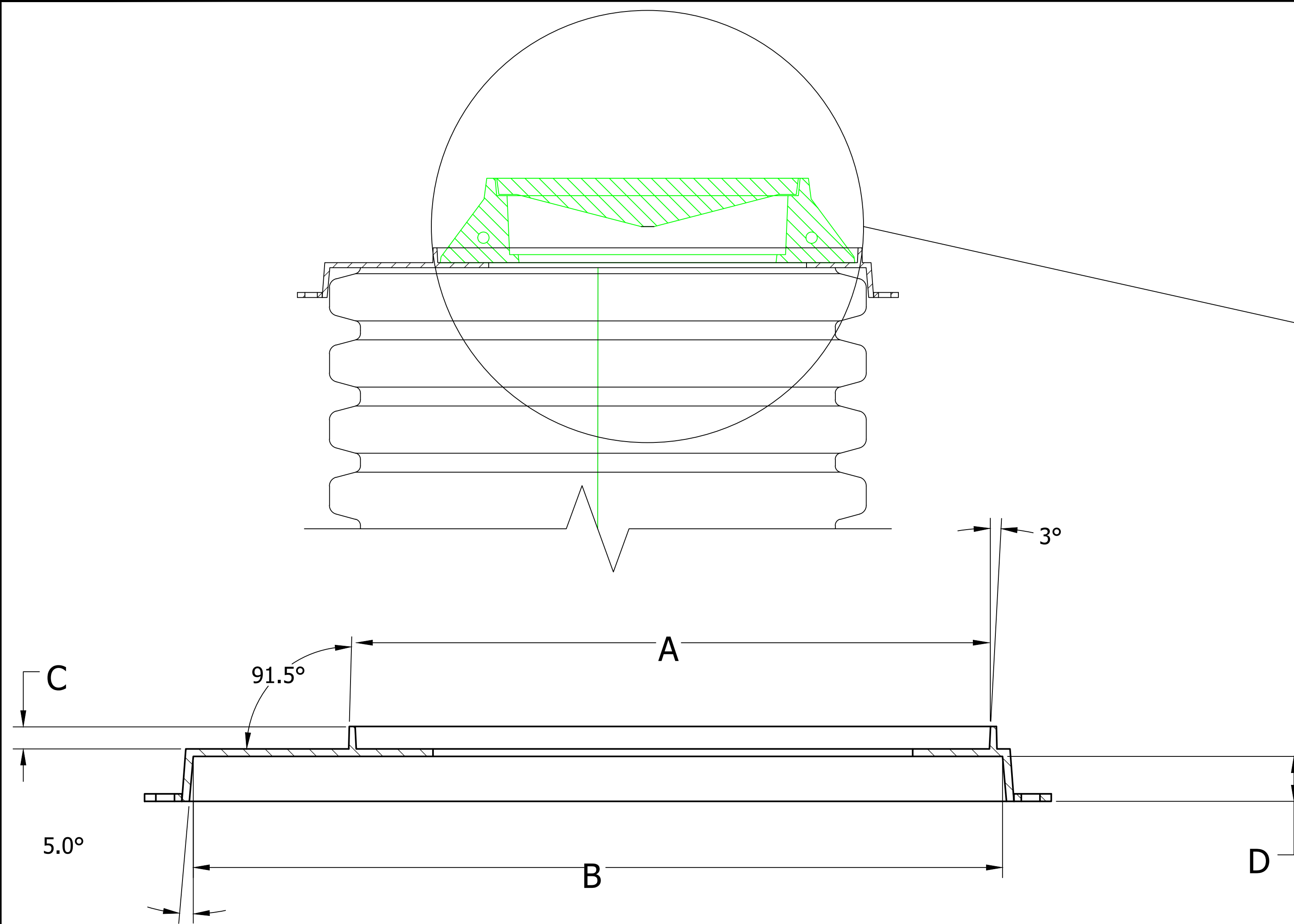


# OPTIONS FOR FRAME AND COVER



**LIFTING & HANDLING**  
 TO SAFELY LIFT AND HANDLE DUCTILE IRON REDUCING PLATE, ADS RECOMMENDS USING LIFTING STRAPS OR CHAINS THAT ARE PROPERLY SECURED TO A MINIMUM 3 OF THE 6 TABS ON THE SIDE OF THE REDUCING PLATE.

TABS FOR LIFTING & HANDLING

DIMENSIONS	
A	42.25" (1073.2 mm)
B	54.40" (1386.8 mm)
C	1.50" (38.1 mm)
D	3.00" (76.2 mm)
E	R27.80" (R706.1 mm)
F	Ø32.00" (Ø812.8 mm)
G	Ø42.25" (Ø1073 mm)

NOTE 1: THE REDUCING FRAME IS MADE OF DUCTILE IRON  
 NOTE 2: THE WEIGHT OF THE FRAME IS 308 POUNDS (139.7KG)

ADVANCED DRAINAGE SYSTEMS, INC. ("ADS") HAS PREPARED THIS DETAIL BASED ON INFORMATION PROVIDED TO ADS. THIS DRAWING IS INTENDED TO DEPICT THE COMPONENTS AS REQUESTED. ADS HAS NOT PERFORMED ANY ENGINEERING OR DESIGN SERVICES FOR THIS PROJECT, NOR HAS ADS INDEPENDENTLY VERIFIED THE INFORMATION SUPPLIED. THE INSTALLATION DETAILS PROVIDED HEREIN ARE GENERAL RECOMMENDATIONS AND ARE NOT SPECIFIC FOR THIS PROJECT. THE DESIGN ENGINEER SHALL REVIEW THESE DETAILS PRIOR TO CONSTRUCTION. IT IS THE DESIGN ENGINEERS RESPONSIBILITY TO ENSURE THE DETAILS PROVIDED HEREIN MEETS OR EXCEEDS THE APPLICABLE NATIONAL, STATE, OR LOCAL REQUIREMENTS AND TO ENSURE THAT THE DETAILS PROVIDED HEREIN ARE ACCEPTABLE FOR THIS PROJECT.

STANDARD DETAIL  
 FRAME & COVER FOR  
 HP TW STRUCTURES

DRAWING NUMBER STD-414



4640 TRUEMAN BLVD  
 HILLIARD, OH 43026

DRAWN BY: NMH  
 DATE: 9/23/22  
 OK'S BY: CKM  
 SCALE: NTS  
 SHEET: 1 OF 1