

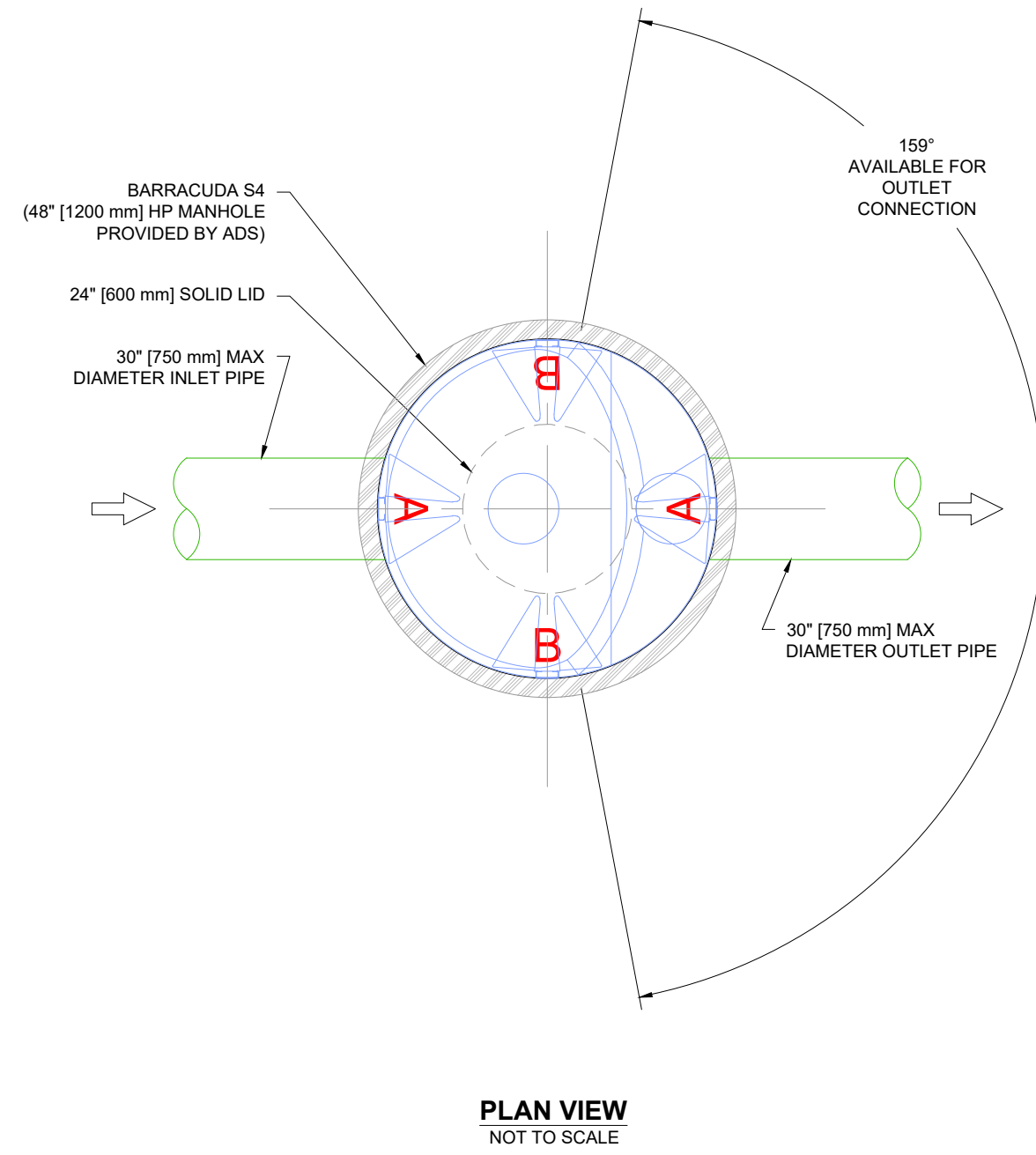
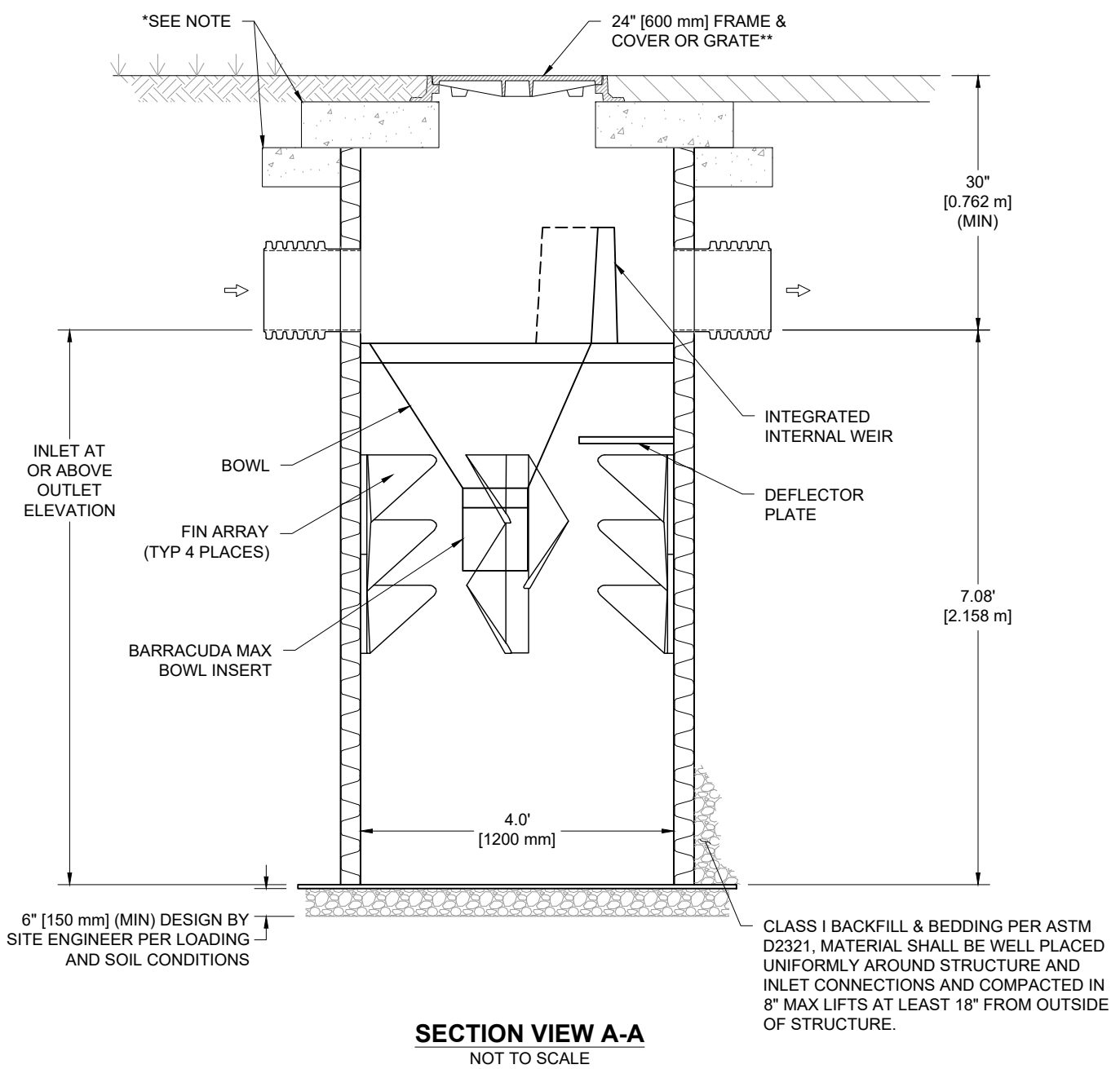
**PRODUCT SPECIFICATIONS**

- THE STORMWATER TREATMENT UNIT SHALL BE AN INLINE UNIT CAPABLE OF CONVEYING 100% OF THE DESIGN PEAK FLOW. IF PEAK FLOW RATES EXCEED MAXIMUM HYDRAULIC RATE, THE UNIT SHALL BE INSTALLED OFFLINE.
- THE BARRACUDA UNIT SHALL BE DESIGNED TO REMOVE AT LEAST 80% OF THE SUSPENDED SOLIDS ON AN ANNUAL AGGREGATE REMOVAL BASIS. SAID REMOVAL SHALL BE BASED ON FULL-SCALE THIRD PARTY TESTING USING OK-110 MEDIA GRADATION OR EQUIVALENT AND 300 mg/L INFLUENT CONCENTRATION. SAID FULL SCALE TESTING SHALL HAVE INCLUDED SEDIMENT CAPTURE BASED ON ACTUAL TOTAL MASS COLLECTED BY THE STORMWATER TREATMENT UNIT.
- OR-
- THE BARRACUDA UNIT SHALL BE DESIGNED TO REMOVE AT LEAST 50% OF TSS USING A MEDIA MIX WITH  $d_{50}$ =75 MICRON AND 200 MG/L INFLUENT CONCENTRATION.
- OR-
- THE BARRACUDA UNIT SHALL BE DESIGNED TO REMOVE AT LEAST 50% OF TSS PER CURRENT NJDEP/NJCAT HDS PROTOCOL .

**ATTENTION**

THIS TREATMENT UNIT WAS DESIGNED WITHOUT SITE-SPECIFIC INFORMATION ON GROUNDWATER LEVELS. THE SITE DESIGN ENGINEER IS RESPONSIBLE FOR DETERMINING THE GROUNDWATER LEVEL RELATIVE TO THE BURIED DEPTH OF THE UNIT. IF THE GROUNDWATER DEPTH ABOVE THE BOTTOM OF THE SUMP EXCEEDS ONE-THIRD THE DEPTH OF THE UNIT, CONTACT ADS FOR SOLUTIONS. SEE TECHNICAL NOTE 5.22 FOR GUIDANCE.

BARRACUDA MAX S4		
	CFS	L/s
NJDEP (50% Removal)	1.52	43.0
OK-100 (80% Removal)	1.52	43.0



**NOTES:**

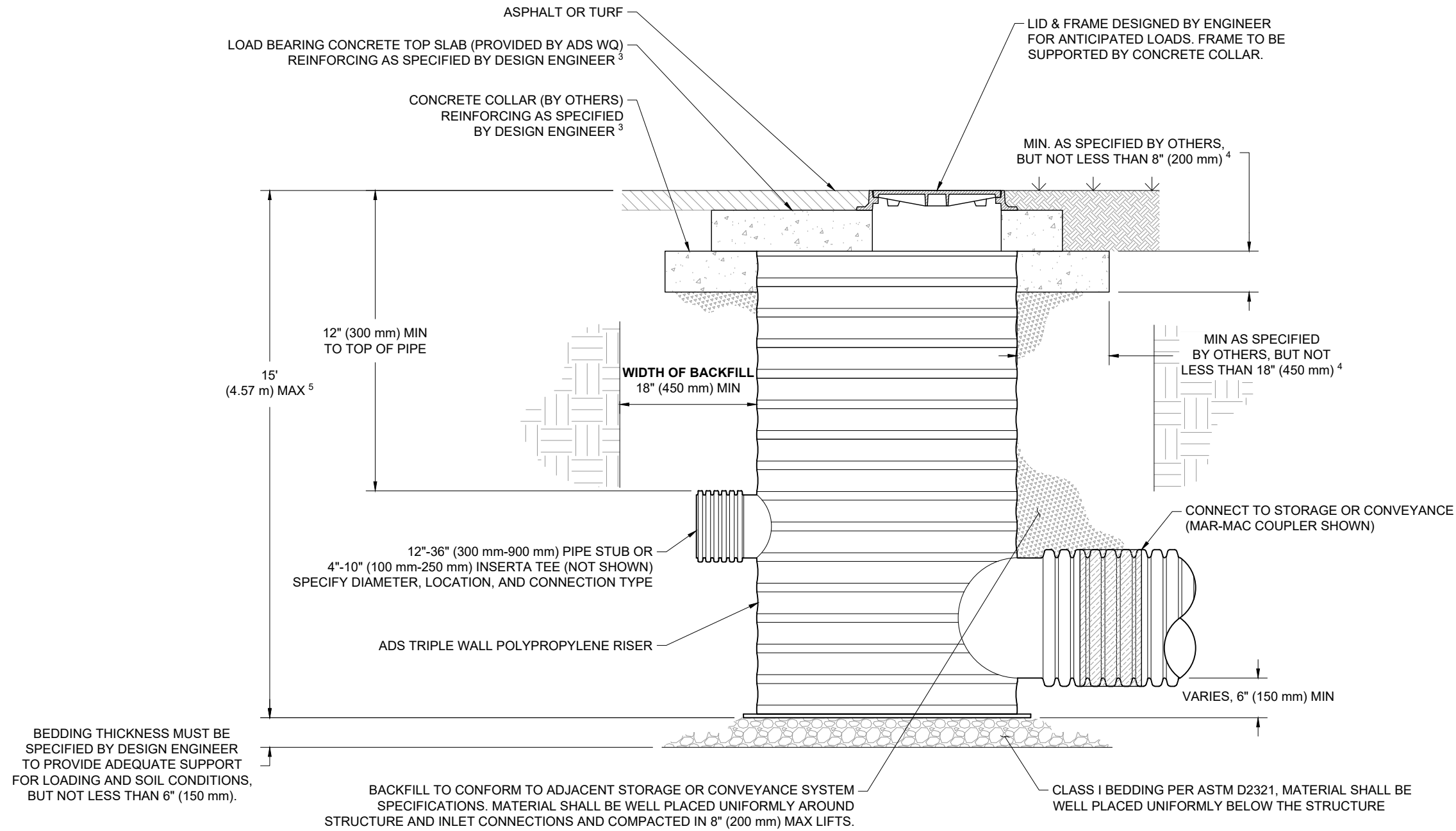
- ENGINEER / CONTRACTOR TO CONFIRM PIPE MATERIALS AND APPLICABLE ADAPTERS
  - CONTRACTOR IS RESPONSIBLE FOR MATERIAL AND LABOR TO BRING CASTINGS TO FINISHED GRADE
  - CONTRACTOR TO MEASURE HEIGHT OF STRUCTURE TO ENSURE THAT DEPTH OF EXCAVATION IS CORRECT.
  - UNIT SHALL CONFORM TO HS20-44 LOAD RATINGS.
  - STUB SIZES SMALLER THAN 12" (300 mm) REQUIRE THE USE OF AN INSERTA TEE
- \* CONCRETE SLAB DIMENSIONS ARE FOR GUIDELINE PURPOSES ONLY. ACTUAL CONCRETE SLAB MUST BE DESIGNED TAKING INTO CONSIDERATION LOCAL SOIL CONDITIONS, TRAFFIC LOADING, & OTHER APPLICABLE DESIGN FACTORS.
- \*\* SUPPLIED BY ADS FOR LOADS NOT TO EXCEED HL-93; SEE STD-414 FOR FURTHER DETAILS OF FRAME & COVER. ALTERNATE LID & FRAME BY OTHERS AS ALLOWED PER DESIGN ENGINEER. FRAME TO BE SUPPORTED BY CONCRETE COLLAR.

<b>Barracuda Max</b> Stormwater Separator	4640 TRUEMAN BLVD HILLIARD, OH 43026	DATE: 09/06/24 DRAWN: JLM CHECKED: SMW	DRAWING #: 531-430
BARRACUDA MAX S4 HP MANHOLE OPTION DUCTILE IRON FLAT TOP			
Barracuda Max Stormwater Separator			
4640 TRUEMAN BLVD HILLIARD, OH 43026			
1	SHEET	OF 2	

THIS DRAWING HAS BEEN PREPARED BASED ON INFORMATION PROVIDED TO ADS/STORMTECH UNDER THE DIRECTION OF THE PROJECT'S ENGINEER OF RECORD (EOR) OR OTHER PROJECT REPRESENTATIVE. THIS DRAWING IS NOT INTENDED FOR USE IN BIDDING OR CONSTRUCTION WITHOUT THE EOR'S PRIOR APPROVAL. EOR SHALL REVIEW THIS DRAWING PRIOR TO BIDDING AND/OR CONSTRUCTION. IT IS THE ULTIMATE RESPONSIBILITY OF THE EOR TO ENSURE THAT THE PRODUCT(S) DEPICTED AND ALL ASSOCIATED DETAILS MEET ALL APPLICABLE LAWS, REGULATIONS, AND PROJECT REQUIREMENTS.

# WQ HP MANHOLE INSTALLATION

NTS



### NOTES:

1. ADS POLYPROPYLENE BASINS ARE TO BE CUSTOM MANUFACTURED ACCORDING TO PLAN DETAILS.
2. ADAPTERS CAN BE MOUNTED ON ANGLES 0° TO 359°. TO DETERMINE MAXIMUM ANGLE BETWEEN ADAPTERS, SEE DRAWING NO. 7009-110-026
3. AVOID CONSTRUCTION LOADING ON REDUCING PLATE AND STRUCTURE PRIOR TO CONCRETE COLLAR INSTALLATION
4. CONCRETE SLAB DIMENSIONS ARE FOR GUIDELINE PURPOSES ONLY. ACTUAL CONCRETE SLAB MUST BE DESIGNED TAKING INTO CONSIDERATION LOCAL SOIL CONDITIONS, TRAFFIC LOADING, AND OTHER APPLICABLE DESIGN FACTORS.
5. FOR BURIAL DEPTHS GREATER THAN 15' (4.57 m), OR WHERE GROUNDWATER WILL BE ENCOUNTERED, CONTACT ADS ENGINEERING.

BARRACUDA MAX S4  
HP MANHOLE OPTION  
DUCTILE IRON FLAT TOP

DATE: 09/06/24 DRAWN: JLM CHECKED: SMW  
DRAWING #: 531-430

DATE	DRWN	CHKD	DESCRIPTION

**Barracuda Max**  
Stormwater Separator

4640 TRUEMAN BLVD  
HILLIARD, OH 43026



THIS DRAWING HAS BEEN PREPARED BASED ON INFORMATION PROVIDED TO ADS/FORMTECH UNDER THE DIRECTION OF THE PROJECT'S ENGINEER OF RECORD (EOR) OR OTHER PROJECT REPRESENTATIVE. THIS DRAWING IS NOT INTENDED FOR USE IN BIDDING OR CONSTRUCTION WITHOUT THE EOR'S PRIOR APPROVAL. EOR SHALL REVIEW THIS DRAWING PRIOR TO BIDDING AND/OR CONSTRUCTION. IT IS THE ULTIMATE RESPONSIBILITY OF THE EOR TO ENSURE THAT THE PRODUCT(S) DEPICTED AND ALL ASSOCIATED DETAILS MEET ALL APPLICABLE LAWS, REGULATIONS, AND PROJECT REQUIREMENTS.