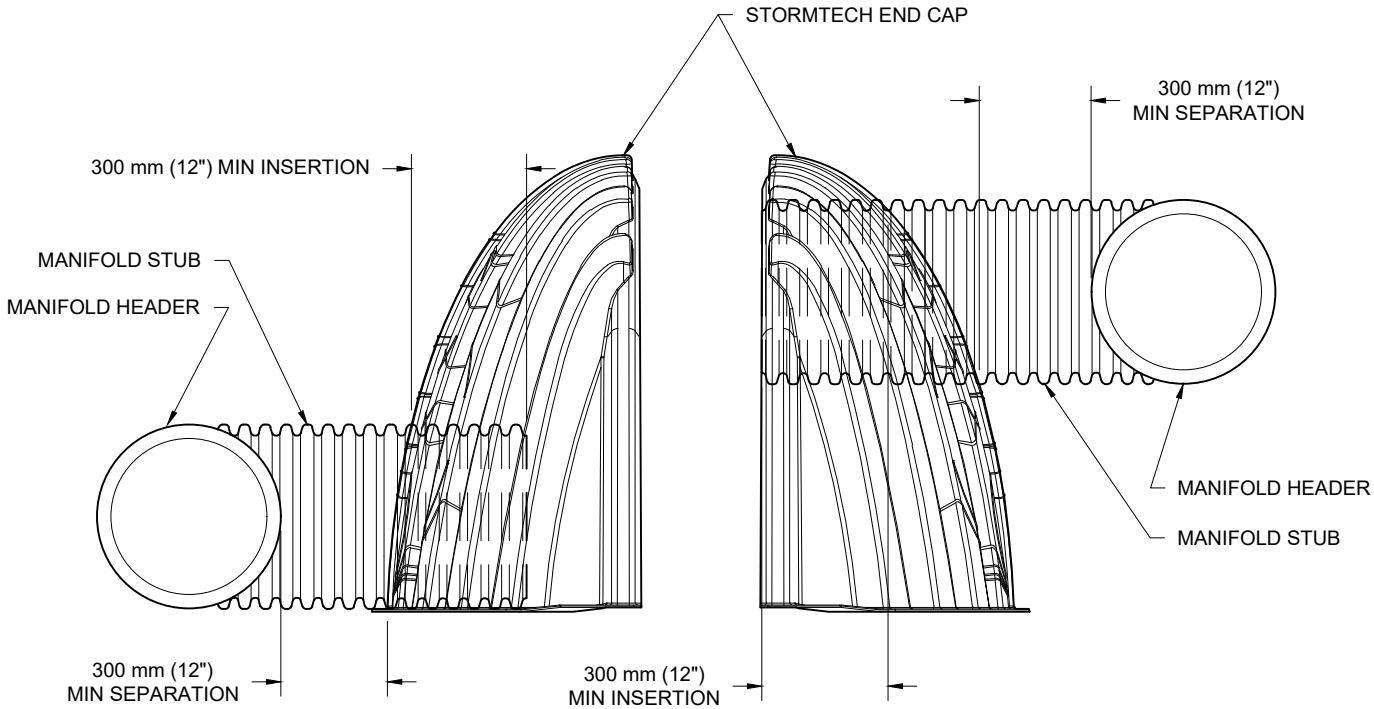


MC-SERIES END CAP INSERTION DETAIL


NTS




NOTE: MANIFOLD STUB MUST BE LAID HORIZONTAL
FOR A PROPER FIT IN END CAP OPENING.

END CAP INSERTION DETAIL MC-SERIES CHAMBERS			
DATE:	04/30/25	DRAWN:	SMW
DRAWING #:		724-020 C	CHECKED: JLM

THIS DRAWING HAS BEEN PREPARED BASED ON INFORMATION PROVIDED TO ADSTORMTECH UNDER THE DIRECTION OF THE PROJECTS ENGINEER OF RECORD (PE) OR OTHER PROJECT REPRESENTATIVE. THIS DRAWING IS NOT INTENDED FOR USE IN BIDDING OR CONSTRUCTION WITHOUT THE ECRS PRIOR APPROVAL. ECR SHALL REVIEW THIS DRAWING PRIOR TO BIDDING AND/OR CONSTRUCTION. IT IS THE ULTIMATE RESPONSIBILITY OF THE ECR TO ENSURE THAT THE PRODUCT(S) DEPICTED AND ALL ASSOCIATED DETAILS MEET ALL APPLICABLE LAWS, REGULATIONS, AND PROJECT REQUIREMENTS.



4840 TRUEEMAN BLVD
HILLIARD, OH 43026



StormTech®
Chamber System