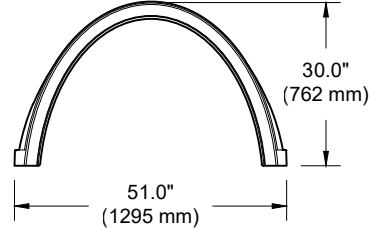
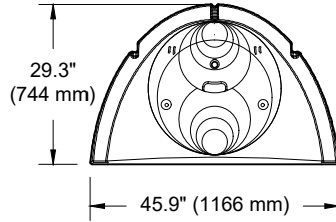
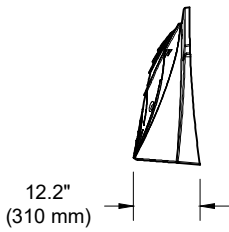
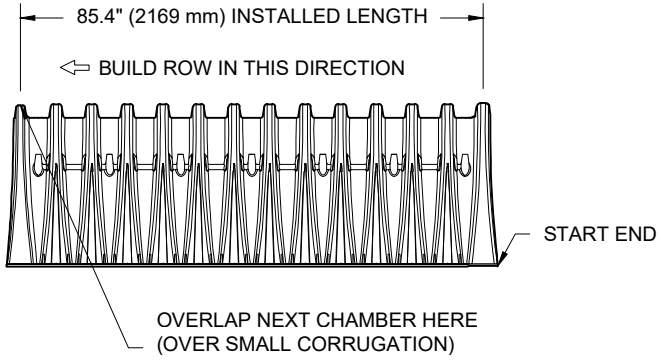
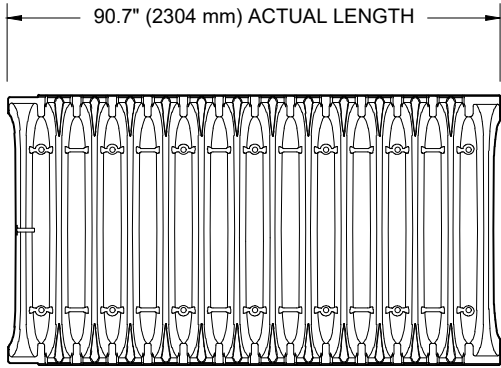


DC-780 TECHNICAL SPECIFICATION

NTS



NOMINAL CHAMBER SPECIFICATIONS

SIZE (W X H X INSTALLED LENGTH)	51.0" X 30.0" X 85.4"	(1295 mm X 762 mm X 2169 mm)
CHAMBER STORAGE	46.2 CUBIC FEET	(1.30 m ³)
MINIMUM INSTALLED STORAGE*	78.4 CUBIC FEET	(2.20 m ³)
WEIGHT	75.0 lbs.	(33.6 kg)

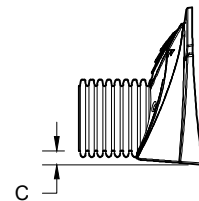
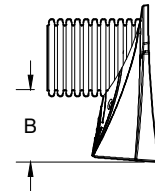
NOMINAL END CAP SPECIFICATIONS

SIZE (W X H X INSTALLED LENGTH)	45.9" X 29.3" X 9.6"	(1166 mm X 744 mm X 244 mm)
END CAP STORAGE	2.6 CUBIC FEET	(0.07 m ³)
MINIMUM INSTALLED STORAGE**	14.4 CUBIC FEET	(0.40 m ³)
WEIGHT	11.7 lbs.	(5.3 kg)

* ASSUMES 6" (152 mm) STONE ABOVE, 9" (229 mm) BELOW, AND 6" (152 mm) BETWEEN CHAMBERS

**ASSUMES 6" (152 mm) STONE ABOVE, 9" (229 mm) BELOW END CAPS, 6" (152 mm) BETWEEN ROWS, 12" (305 mm) BEYOND END CAPS

PART #	STUB	B	C
SC740EPE06TPC	6" (150 mm)	18.5" (470 mm)	---
SC740EPE06BPC		---	0.5" (13 mm)
SC740EPE08TPC	8" (200 mm)	16.5" (419 mm)	---
SC740EPE08BPC		---	0.6" (15 mm)
SC740EPE10TPC	10" (250 mm)	14.5" (368 mm)	---
SC740EPE10BPC		---	0.7" (18 mm)
SC740EPE12TPC	12" (300 mm)	12.5" (318 mm)	---
SC740EPE12BPC		---	1.2" (30 mm)
SC740EPE15TPC	15" (375 mm)	9.0" (229 mm)	---
SC740EPE15BPC		---	1.3" (33 mm)
SC740EPE18TPC	18" (450 mm)	5.0" (127 mm)	---
SC740EPE18BPC		---	1.6" (41 mm)
SC740ECEZ*	24" (600 mm)	---	0.1" (3 mm)



ALL STUBS, EXCEPT FOR THE SC740ECEZ ARE PLACED AT BOTTOM OF END CAP SUCH THAT THE OUTSIDE DIAMETER OF THE STUB IS FLUSH WITH THE BOTTOM OF THE END CAP. FOR ADDITIONAL INFORMATION CONTACT STORMTECH AT 1-888-892-2694.

* FOR THE SC740ECEZ THE 24" (600 mm) STUB LIES BELOW THE BOTTOM OF THE END CAP APPROXIMATELY 1.75" (44 mm). BACKFILL MATERIAL SHOULD BE REMOVED FROM BELOW THE N-12 STUB SO THAT THE FITTING SITS LEVEL.

NOTE: ALL DIMENSIONS ARE NOMINAL; PRE-CORED END CAPS END WITH "PC"

TECHNICAL SPECIFICATION
DC-780 CHAMBER

DATE: 10/15/24
DRAWING #: 721-710
DRAWN: SMW
CHECKED: JLM

1-800-821-6710
WWW.STORMTECH.COM

StormTech[®]
Chamber System

4640 TRUEMAN BLVD
HILLIARD, OH 43026

ADS

THIS DRAWING HAS BEEN PREPARED BASED ON INFORMATION PROVIDED TO ADS/STORMTECH UNDER THE DIRECTION OF THE PROJECT'S ENGINEER OF RECORD. FOR OTHER PROJECT REPRESENTATIVE. THIS DRAWING IS NOT INTENDED FOR USE IN BIDDING OR CONSTRUCTION WITHOUT THE EOR'S PRIOR APPROVAL. EOR SHALL REVIEW THIS DRAWING PRIOR TO BIDDING AND/OR CONSTRUCTION. IT IS THE ULTIMATE RESPONSIBILITY OF THE EOR TO ENSURE THAT THE PRODUCT(S) DEPICTED AND ALL ASSOCIATED DETAILS MEET ALL APPLICABLE LAWS, REGULATIONS, AND PROJECT REQUIREMENTS.