


StormTech® Stormwater Chamber System

Designed to meet the most stringent industry performance standards for superior structural integrity while providing designers with a cost-effective method to save valuable land. The StormTech system is designed primarily to be used under parking lots, thus maximizing land usage for private (commercial) and public applications. StormTech chambers can also be used in conjunction with Green Infrastructure, thus enhancing the performance and extending the service life of these practices.



MC-7200

MC-4500

MC-3500

SC-800

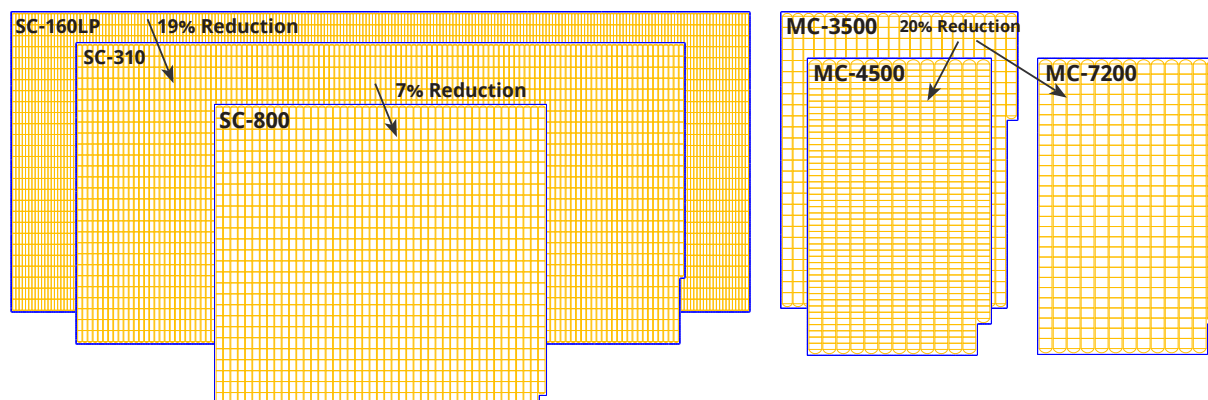
DC-780

SC-310

SC-160LP

Product Specifications	MC-7200	MC-4500	MC-3500	SC-800	DC-780	SC-310	SC-160LP
Height, in. (mm)	60 (1524)	60 (1524)	45 (1143)	33 (838)	30 (762)	16 (406)	12 (305)
Width, in. (mm)	100 (2540)	100 (2540)	77 (1956)	51 (1295)	51 (1295)	34 (864)	25 (635)
Length, in. (mm)	83.4 (2120)	52.0 (1321)	90.0 (2286)	90.6 (2301)	90.7 (2304)	90.7 (2304)	90.7 (2304)
Installed length, in. (mm)	79.1 (2010)	48.3 (1227)	86.0 (2184)	85.4 (2169)	85.4 (2169)	85.4 (2169)	85.4 (2169)
Bare Chamber Storage, ft ³ (m ³)	175.9 (4.98)	106.5 (3.01)	109.9 (3.11)	50.6 (1.43)	46.2 (1.3)	14.7 (0.42)	6.85 (0.19)
Stone above, in. (mm)	12 (305)	12 (305)	12 (305)	6 (152)	6 (152)	6 (152)	6 (152)
Minimum stone below, in. (mm)	9 (229)	9 (229)	9 (229)	6 (152)	9 (229)	6 (152)	4 (102)
Row spacing, in. (mm)	9 (229)	9 (229)	6 (152)	3 (76)	6 (152)	3 (76)	N/A
Minimum installed storage, ft ³ (m ³)	267.3 (7.56)	162.6 (4.60)	175 (4.96)	78.4 (2.22)	78.4 (2.20)	29.3 (0.83)	14.9 (0.42)
Storage per unit area, ft ³ /ft ² (m ³ /m ²)	4.46 (1.35)	4.44 (1.35)	3.53 (1.07)	2.39 (0.72)	2.31 (0.70)	1.3 (0.39)	1 (0.30)
Max cover, in. (mm)	84 (2133)	84 (2133)	96 (2438)	96 (2438)	144 (3657)	96 (2438)	120 (3048)

Example: Footprint Comparison-100,000 CF Project



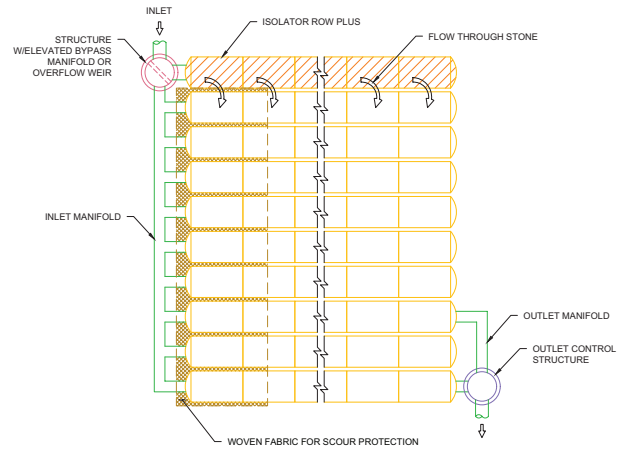
StormTech Isolator® Row Plus

An important component of any Stormwater Pollution Prevention Plan is inspection and maintenance. The StormTech Isolator Row Plus is a technique to inexpensively enhance Total Suspended Solids (TSS) and Total Phosphorus (TP) removal with easy access for inspection and maintenance.

The Isolator Row Plus is a row of StormTech chambers that is lined with filter fabric and connected to a closely located manhole for easy access. The fabric-wrapped chambers provide for sediment settling and filtration as stormwater rises in the Isolator Row Plus and passes through the filter fabric. The open bottom chambers allow stormwater to flow vertically out of the chambers. Sediments are captured in the Isolator Row Plus protecting the adjacent stone and chambers storage areas from sediment accumulation.

The Isolator Row Plus may be part of a treatment train system. The treatment train design and pretreatment device selection by the design engineer is often driven by regulatory requirements. Whether pretreatment is used or not, StormTech recommend using the Isolator Row Plus to minimize maintenance requirements and maintenance costs.

StormTech Isolator Row Plus Schematic (not to scale)



StormTech Design Tool

Initial layouts and reports provide a visual understanding of various options and is the first step to choosing the design direction and evaluating potential cost.



Generate quick layouts



Import site plans & maps



Customize layouts



Save, manage, revise



Multi-bed system design



Visit adspipe.com/stormtech/design-tool



ADS "Terms and Conditions of Sale" are available on the ADS website, www.adspipe.com
The ADS logo, StormTech®, Isolator® Row and the Green Stripe are registered trademarks of Advanced Drainage Systems, Inc.
© 2025 Advanced Drainage Systems, Inc. #11142 4/25 CS

Visit our Website



adspipe.com
800-821-6710