

THE ECOSTREAM BIOFILTER™ IS A BIOFILTRATION STORMWATER TREATMENT TECHNOLOGY THAT RELIES ON PHYSICAL, CHEMICAL AND BIOLOGICAL MECHANISMS TO REMOVE TOTAL SUSPENDED SOLIDS, TOTAL PHOSPHORUS, TOTAL NITROGEN, HEAVY METALS, OIL AND GREASE, TRASH AND BACTERIA.

Model	Vault Size (ft)	Media Filtration Area (sf)	Min Inlet to Outlet Depth <sup>1</sup> (in)	Overflow to Outlet Depth (in)	Design Treatment Rate (cfs)	Bypass Standpipe (in)	Tree Grate Size & Number
ES16B	4 x 4	16	32	32	0.147	6	3 ft (1x)
ES24B	4 x 6	24	32	32	0.221	6	3 ft (1x)
ES32B	4 x 8	32	32	32	0.294	6	3 ft (1x)
ES36B	6 x 6	36	32	32	0.331	6	4 ft (1x)
ES40B	4 x 10	40	32	32	0.368	6	3 ft (2x)
ES48B	4 x 12	48	32	32	0.441	6	3 ft (2x)
ES48B	6 x 8	48	32	32	0.441	6	4 ft (1x)
ES60B	6 x 10	60	32	32	0.551	8	4 ft (1x)
ES72B	6 x 12	72	32	32	0.662	8	4 ft (2x)
ES80B	8 x 10	80	32	32	0.735	8	4 ft (1x)
ES96B	8 x 12	96	32	32	0.882	10	4 ft (2x)
ES112B	8 x 14	112	32	32	1.029	10	4 ft (2x)
ES128B	8 x 16	128	32	32	1.176	10	4 ft (2x)

<sup>1</sup> A min drop of 29" can be used however the design engineer must review the 3" tailwater (up to the beehive bypass) on the inlet pipe to ensure it does not affect the project's overall design.

**NOTES:**

- UNDERDRAIN SHOWN IS SCHEMATIC ONLY. FOR DETAILS ON UNDERDRAIN SIZING AND LAYOUT SEE ECOSTREAM INSTALLATION GUIDE FOR DETAILS, KIT NUMBER AND PLACEMENT OPTIONS.

# ADS ECOSTREAM SPECIFICATIONS

## PRODUCTS

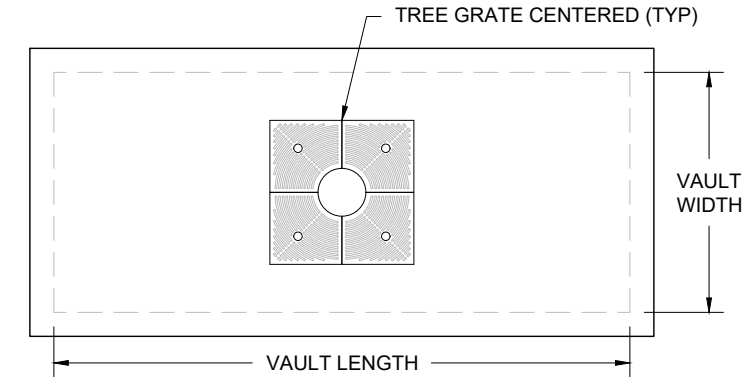
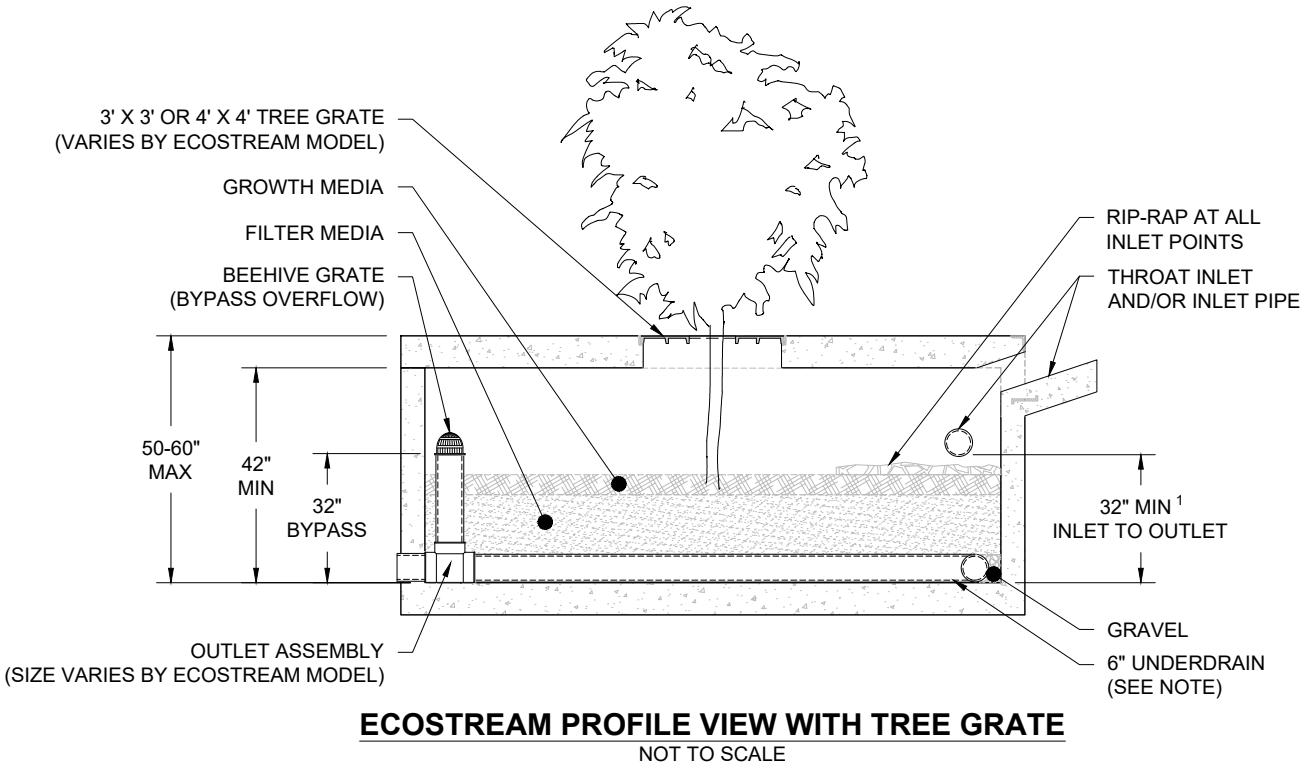
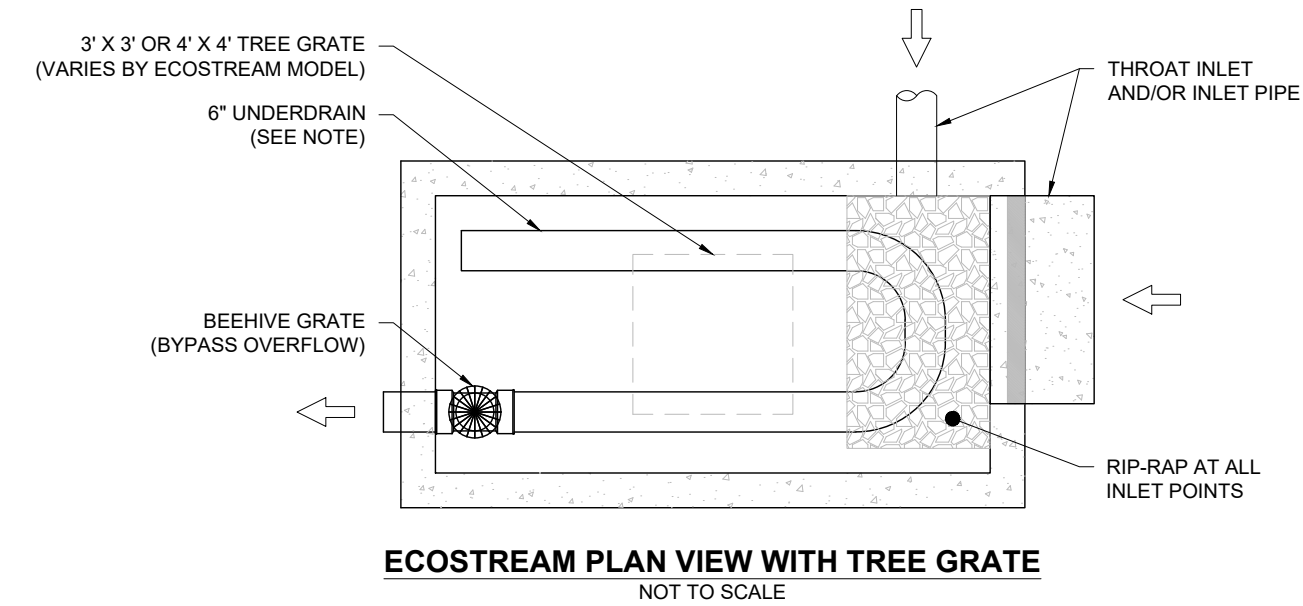
- A. INTERNAL COMPONENTS: SHALL BE SUBSTANTIALLY CONSTRUCTED OF RECYCLED POLYETHYLENE OR OTHER THERMOPLASTIC MATERIAL APPROVED BY THE MANUFACTURER
- B. FILTER MEDIA: FILTER MEDIA SHALL BE BY ADS AND SHALL CONSIST OF A PROPRIETARY BLEND OF FILTER MEDIA.
- C. PRECAST CONCRETE VAULT: DESIGNED FOR H-20 TRAFFIC LOADING AND APPLICABLE SOIL LOADS OR AS OTHERWISE DETERMINED BY A LICENSED PROFESSIONAL ENGINEER. THE MATERIALS AND STRUCTURAL DESIGN OF THE DEVICES SHALL BE PER ASTM C478, ASTM C857 AND ASTM C858.

## PERFORMANCE

- A. THE STORMWATER FILTER SYSTEM SHALL BE AN ONLINE OR OFFLINE DESIGN BASED ON LOCAL REQUIREMENTS CAPABLE OF TREATING 100% OF THE REQUIRED TREATMENT FLOW AT FULL SEDIMENT LOAD CONDITIONS.
- B. THE STORMWATER FILTER SYSTEM SHALL HAVE NO MOVING PARTS.
- C. THE STORMWATER TREATMENT UNIT SHALL BE DESIGNED TO REMOVE AT LEAST 80% OF SUSPENDED SOLIDS.

## ECOSTREAM INSTALLATION NOTES

INSTALLATION OF THE STORMWATER TREATMENT UNIT(S) SHALL BE PERFORMED PER MANUFACTURER'S INSTALLATION INSTRUCTIONS. SUCH INSTRUCTIONS CAN BE OBTAINED BY CALLING ADVANCED DRAINAGE SYSTEMS AT (800) 821-6710 OR BY LOGGING ON TO [WWW.ADSPIPE.COM](http://WWW.ADSPIPE.COM).



## TREE GRATE PLACEMENT

## SIZE AND NUMBER OF TREE GRATES VARY BY ECOSTREAM MODEL

**ECOSTREAM BIOFILTER  
TREE GRATE INSTALLATION  
BASIC MEDIA**

DATE:	09/04/24	DRAWN:	JLM
-------	----------	--------	-----

DRAWING #: 570-010

[illegible]

# EcoStream™ Biofilter

## Stormwater Media Filters

## Stormwater Media Filters

4640 TRUEMAN BLVD  
HILLIARD, OH 43026



THIS DRAWING HAS BEEN PREPARED BASED ON INFORMATION PROVIDED TO ASSIST CONSTRUCTION UNDER THE EOR'S DIRECTION OF THE PROJECT'S ENGINEER OF RECORD ("EOR") OR OTHER PROJECT REPRESENTATIVE. THIS DRAWING IS NOT INTENDED FOR USE IN BIDDING OR CONSTRUCTION WITHOUT THE EOR'S APPROVAL. EOR SHALL REVIEW THIS DRAWING PRIOR TO BIDDING AND/OR CONSTRUCTION. IT IS THE ULTIMATE RESPONSIBILITY OF THE EOR TO ENSURE THAT THE PRODUCT(S) DEPICTED AND ALL ASSOCIATED DETAILS MEET ALL APPLICABLE LAWS, REGULATIONS, AND PROJECT REQUIREMENTS.