

Quick4® Heavy Duty High Capacity Chambers

The heavy duty structural design of the Quick4 HD High Capacity Chamber will support non-commercial vehicular traffic loads*. Patent-pending Quick4 HD High Capacity Chamber fits in a 36" wide trench and is ideal for curved or straight systems. The Contour Swivel Connection™ permits 10° turns, right or left. MultiPort endcap allows multiple piping options and eliminates pipe fittings.



Quick4 Heavy Duty
MultiPort EndCap



* To achieve the non-commercial vehicular traffic loading design, the Quick4 HD Chamber must be installed as per the non-commercial vehicular traffic detail.

Benefits

- Supports non-commercial vehicle loads with only 18" of cover
- Advanced contouring connections swivel 10-degrees, right or left
- Patent-pending StraightLock™ Tabs ensure a straight connection in bed and mound applications
- Compact nesting provides more trench length in an equivalent stack height
- Lightweight chambers are easy to handle and install

MultiPort Endcap Benefits

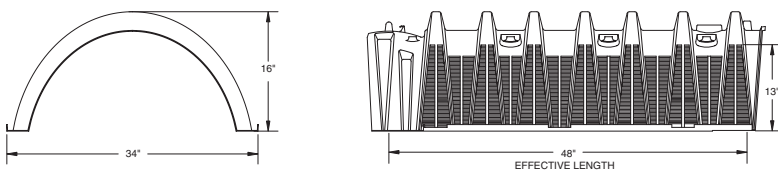
- Eight molded-in inlets/outlets allow for maximum piping flexibility
- Multiple ports eliminate pipe fittings
- MultiPort endcap fits on either end of the chamber

Quick4 Heavy Duty High Capacity Chamber Specifications

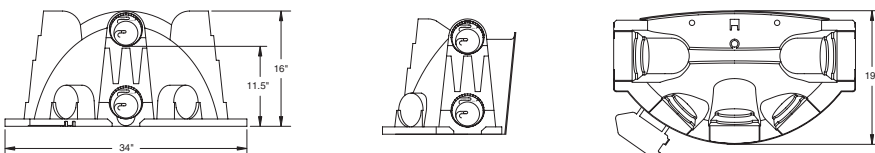
Size	34" x 53" x 16" (864 mm x 1346 mm x 406 mm)
Effective Length	48" (1219 mm)
Louver Height	16" (406 mm)
Invert Height	11.5" (292 mm)

Contact Infiltrator's Technical Services
Department for assistance at 1-800-221-4436
or info@infiltratorwater.com

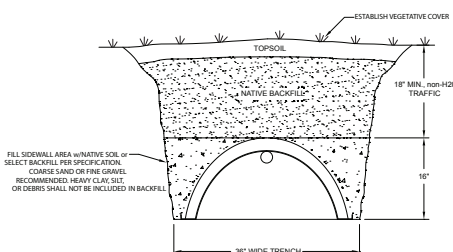
Quick4 Heavy Duty High Capacity Chamber



Multiport Endcap



Typical Trench View



Chamber shall meet the load rating of H-10 (16,000 lb per axle) with a minimum of 12 inches of cover when tested in accordance with IAPMO PS 63 and installed in accordance with manufacturers installation procedures. Recommended for residential driveway installations but not applicable for commercial traffic installations. The Quick4 Heavy Duty High Capacity Chamber can be installed with a maximum cover of 60" in a bed and 96" in a trench.



Scan QR Code
for Installation
Instructions